



**YUASA
BATTERY**

**20
24**




**POWERSPORTS BATTERY
APPLICATIONS & SPECIFICATIONS**




CONTENTS

Battery Information

About Yuasa Battery	1	
Features and Benefits	3	
Featured Products	4	
Terminal Types	8	
Hardware / Battery Type Numbers	9	


Battery Specifications

AGM, High Performance Batteries	10	
AGM Batteries	11	
High Performance, Conventional Batteries	13	
Conventional Batteries	15	
Tractor Battery Specifications	16	
Battery Cross Reference	17	

Applications


Motorcycle	18	
Utility Vehicle (UTV)	28	
Scooter	29	
All Terrain Vehicle (ATV)	31	
Personal Watercraft (PWC)	34	
Snowmobile	34	

Chargers, Accessories & Merchandise

Consumer Products	37	
Digital Print Tester	38	
Merchandising Products	39	
Technical Manual	41	

DISCLAIMER

The replacement battery information published in this book has been obtained from the equipment manufacturers listed, except as otherwise noted. Users are cautioned that the information contained in this book was the most current information provided to us at the time of publication. The information is subject to change upon notice from equipment manufacturers or field experience. Users should always use the most current edition of the Yuasa Battery Applications and Specifications. Yuasa expressly denies any responsibility for the accuracy of the information provided to us. While we have made every effort to accurately catalog the replacement battery information contained in this book, Yuasa denies any liability for damages as a consequence of using the information in this book. Users should also attempt to obtain replacement battery information from the equipment manufacturer's user manual or service department for their specific application.



BATTERY TYPES



GYZ Series AGM

- More active material surface area for enhanced performance and power
- Highest CCA motorcycle battery (500 CCA on GYZ32HL)
- Large heavy-duty flush terminals with multiple connections (GYZ32HL, GYZ20HL, GYZ20H)
- Built in brass nuts (GYZ32HL, GYZ20H, GYZ20HL)



High Performance AGM

- All the features of a standard AGM battery plus increased power
- YTZ Series: Small size, lightweight with huge power.
- H Series: Increased power-up to 30% more cold cranking amps
- YIX Series: Improves cold climate performance



AGM (Maintenance Free)

- Maintenance Free – no need to add water, but periodic charging required when not in use
- Absorbed Glass Mat (AGM) Separators – an advanced battery technology that eliminates the need to ever add water
- Advanced lead-calcium technology – holds its specific gravity more than 3 times longer than conventional lead antimony batteries



Yumicron / Conventional

- Special thin separators – allow two extra plates per cell to be installed, for a 30% improvement in cranking performance
- Engineered to protect against corrosion, withstand vibration, and deliver high cranking power
- The original batteries with thicker plates and separators.
- 6 volt and 12 volt varieties

ABOUT YUASA BATTERY

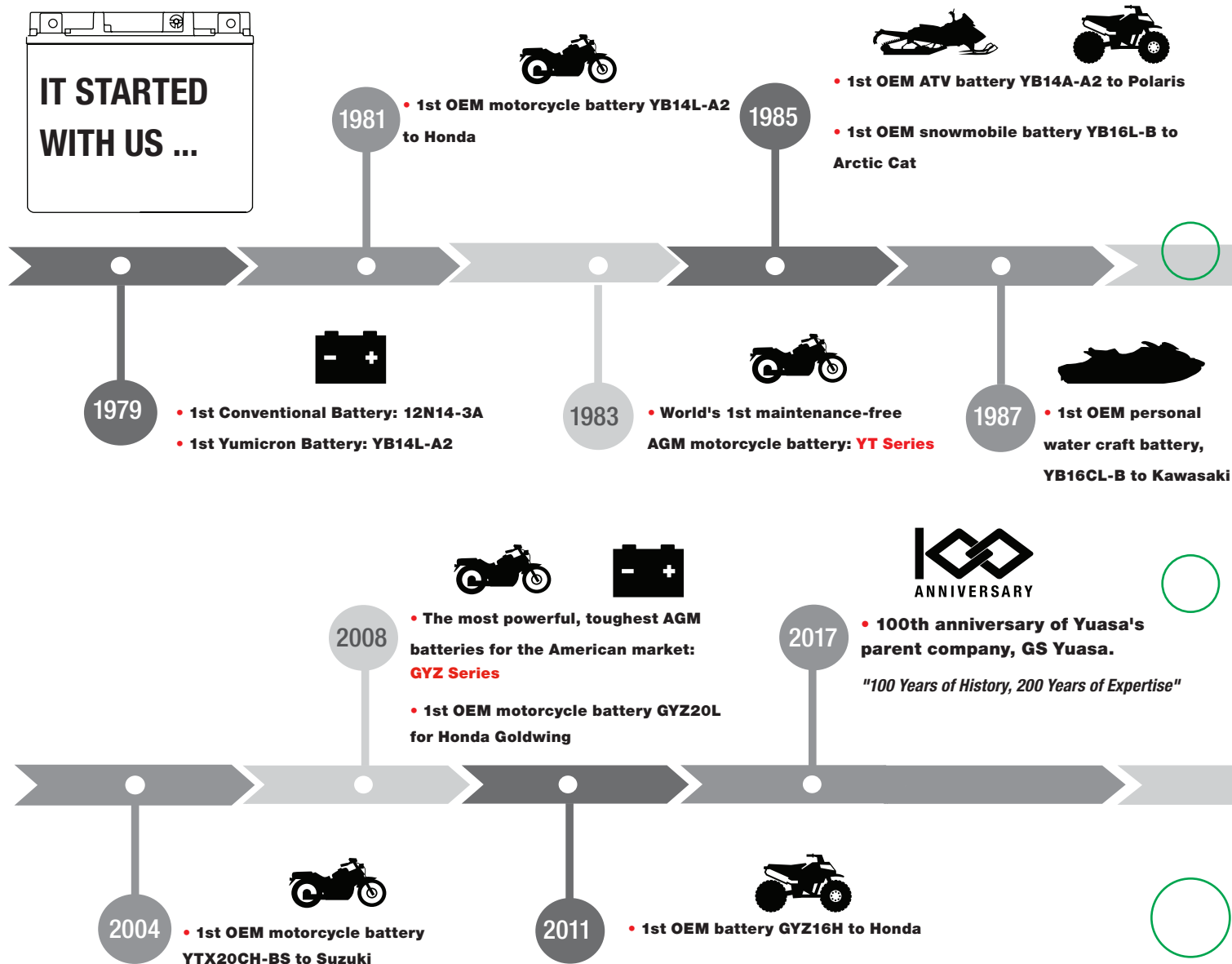

YUASA  **BATTERY**

**THE PIONEER AND LEADER
OF POWERSPORTS BATTERIES
SINCE 1979**



THE INDUSTRY STANDARD

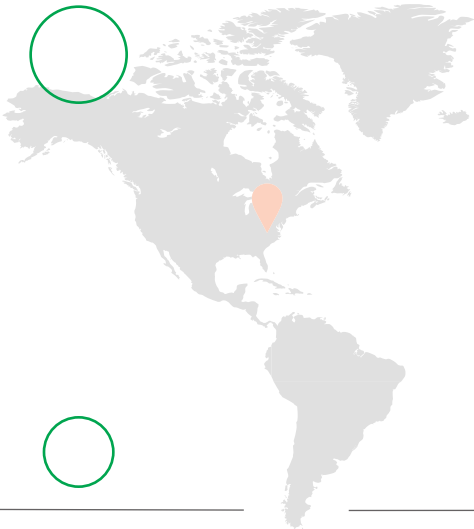
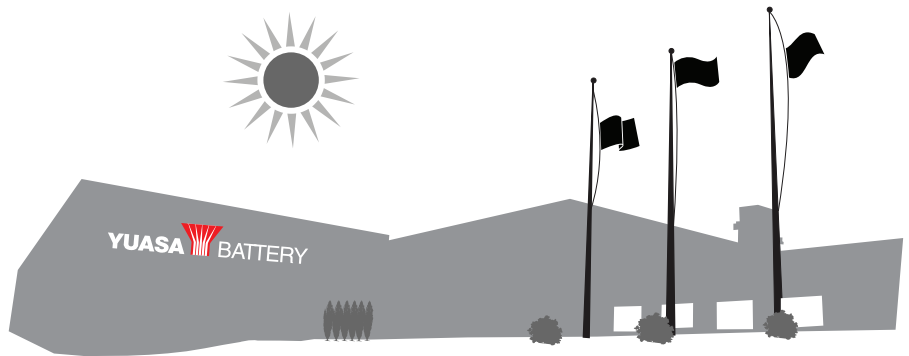
*Yuasa has set the standard by which
all other powersports batteries are judged.
It's why **more OEMs and riders** - in the
US and worldwide - choose Yuasa.*



ABOUT YUASA BATTERY



YUASA BATTERY PLANT FACILITY



1988

- 1st OEM WaveRunner battery to Yamaha YB16CL-B
- Industry's de-facto standard for AGM motorcycle batteries even today: **YTX series**



1990

- 1st YTX OEM ATV battery YTX12-BS to Honda



2001

- 1st OEM SEA-DOO to BRP YB30CL-B



1989

- 1st YTX battery: YTX12-BS



1999

- The most powerful, compact AGM batteries for powersports applications: **YTZ series**

(1st FA global lineup)

**ADVANCED ENGINEERING,
PREMIUM QUALITY,
UNMATCHED RELIABILITY**



2022

- Launch of the YBX series in the North American market.












FEATURES AND BENEFITS

Components	Features	Benefits
Cast Grid	Special grid design	Severe vibration resistance and improved conductivity
Active Material	Proprietary formulation	Reduced shedding, maximum utilization and long service life
Pasted Plates	Specified thickness and weight	Ensures vibration resistance through precise compression and proper service life through specified active material balance
Dried-Charged Plates	Tank formed and dried plates	Properly dried plates in a sealed battery have a virtually limitless shelf-life
Top Lead Connections	Through-partition construction, large straps	Shorter current path for increased electrical conductivity and higher starting currents, heavier parts for maximum durability
Case-Cover Seal	Thermal bonded plastic	Air tight seal to prevent air ingress and acid seepage
Terminal-Cover Seal	Patented poly-seal terminal	Eliminates acid seepage, reduces corrosion and extends battery life
Case and Cover	Polypropylene	Superior resistance to gasoline and oil, impact resistant in extreme weather conditions
Additive	Sulfate stop (some models)	Sulfate stop added to reduce the solubility of lead into the acid, which then reduces battery sulfation potential
Yumicron - Specific Features		
Separator	Leaf or envelope separator	Polyethylene with glass mat sheet bonded for compression to withstand severe vibration conditions
GYZ/YTX/High Performance AGM - Specific Features		
Separator	AGM (absorbed glass mat)	High puncture resistant separator for increased service in high vibration applications
Top Lead Alloy	Calcium alloy	Increased weld strength and severe vibration resistance
Vent System	Valve and flame arrestor	Valve relieves excess pressure to prevent bursting, flame arrestor prevents internal combustion



GYZ BATTERY

GYZ	CAPACITY [AH]	CCA*	V-TWIN	ATV/UTV	UPGRADE FOR:	CAPACITY [AH]	CCA*
GYZ16H	16	240			YTX14	12	200
GYZ16HL**	16	240			YTX14L	12	200
GYZ20H	20	320			YTX20H	18	310
GYZ20HL	20	320			YTX20HL	18	310
GYZ32HL	32	500			YIX30L	30	400

*CCA measured by BCI/SAE standard at 0° F.
 **Upgraded to built in brass nuts

GYZ CUTAWAY DIAGRAM

EZ Grip Cover:
 simple installation
 (GYZ32HL)

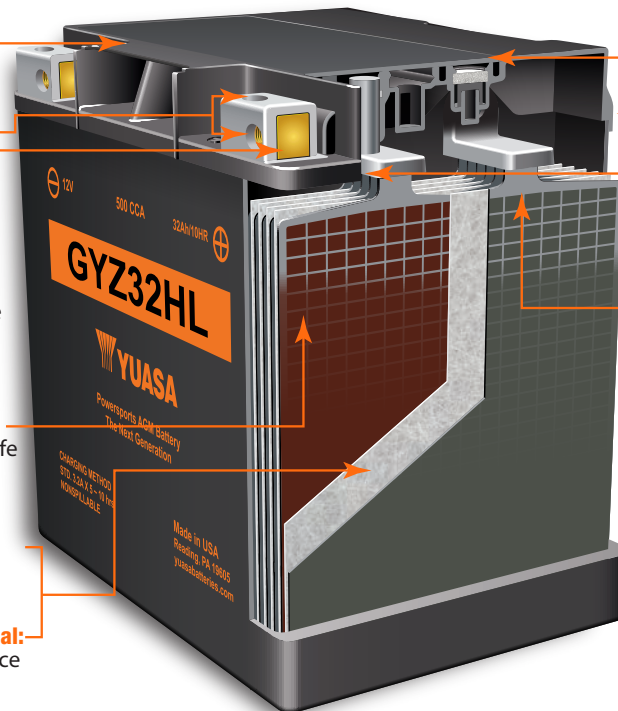
Large heavy-duty flush terminals:
 constructed to allow multiple front and top connections, mounting position flexibility

Built-in brass nuts:
 up to 50% more conductive than stainless steel
 *(GYZ32HL, GYZ20HL, GYZ20H, GYZ16HL)

Enhanced active material:
 compounded to withstand vibration, prolong battery life and dependability

Absorbed Glass Mat (AGM) separators:
 absorb electrolyte, making the battery nonspillable

Protective separator material:
 enhances vibration resistance

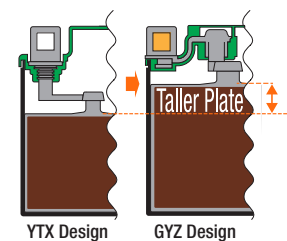







Safety flame-arrestor:
 leakproof valve relieves excess pressure

Heat bonded cover:
 eliminates leaks and corrosion

Thru-partition construction:
 provides shorter current path with less resistance than "over the partition" construction, resulting in more cranking power

Taller plates:
 extra surface area for more power: up to 500 CCA and 32 Ah to power more accessories



GYZ	CAPACITY [AH]	CCA*	METRIC	ATV/UTV	UPGRADE FOR:	CAPACITY [AH]	CCA*
GYZ16H	16	240			YTX14	12	200
GYZ20L	20	250			YTX20L	18	270
GYZ20H-A	20	320			N/A	N/A	N/A

YTZ BATTERY

YTZ	CAPACITY Ah (10HR)	CAPACITY Ah (20HR)	CCA*	Dimensions - Inches LxWxH (±1/16 in)	Dimensions - Millimeters LxWxH (±2 mm)	Approx. Weight with Acid (LBS)	Approx. Weight with Acid (KGS)
YTZ7S	6	6.3	130	4 7/16 x 2 3/4 x 4 1/8	113 x 70 x 105	4.6	2.1
YTZ10S	8.6	9.1	190	6 x 3 7/16 x 3 11/16	150 x 87 x 93	7.0	3.2
YTZ12S	11	11.6	210	6 x 3 7/16 x 4 3/8	150 x 87 x 110	8.2	3.7
YTZ14S	11.2	11.8	230	6 x 3 7/16 x 4 3/8	150 x 87 x 110	8.6	3.9

*CCA measured by BCI/SAE standard at 0° F.

YTZ CUTAWAY DIAGRAM

HEAT SEALED CASE TO COVER

Protects against leakage and corrosion and provides for extra strength and durability

SPECIAL ACTIVE MATERIAL

Compounded to withstand vibration, it prolongs the battery life in storage and provides reliable starting power when needed

UNIQUE EXPANDED PLATE GRID DESIGN

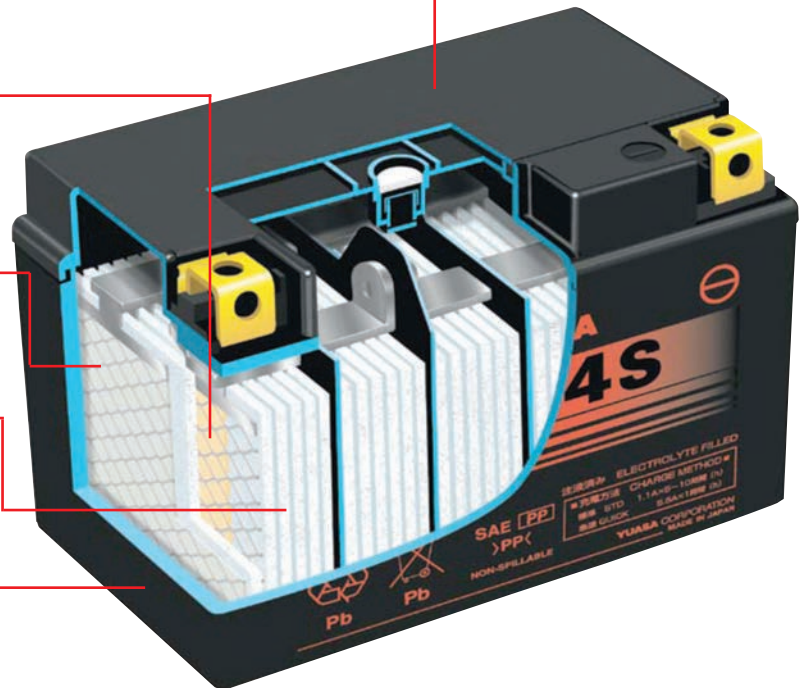
Increased number of plates for maximum starting power and to withstand severe vibration resistance

AGM SEPARATORS

Absorbed Glass Matt separators absorb the electrolyte and make the battery spill-proof. The valve regulated design eliminates water loss and the need for refilling

POLYPROPYLENE (PP) COVER & CONTAINER

Protects against fuel and oil and designed to withstand vibration and impact under extreme conditions



LONGER BATTERY LIFE WITH MORE VOLUME EFFICIENCY



YBX9140R

YBX

9000

AGM

START
STOP
PLUS

YBX9140R
Group 140R
L1







Manufacturer	Part Number	CCA	Model	Year
KAWASAKI	YBXM79L1560MUL	990	MULE PRO DTX, DX	16-23
		950	KAF950 MULE 2510	-10
			MULE 4010 DIESEL	11-13
POLARIS	YBXM79L1560RZR	820	MULE PRO, FXT, FX	15-23
		1000	RZR, XP, TURBO 4	14-24
	YBXM79L1560RAN	900	TRAIL	21-23
		1000	GENERAL 4, XP, XP4	16-23
			RANGER DIESEL	15-18
			CREW 1000	17-23
			CREW XP	17-23
		900	RANGER DIESEL	11-14
			RANGER XP	13-22
			RANGER CREW	14-22
800	RANGER 6x6	14-16		
570	RANGER 570, NSTR	-23		

YUASA BATTERY

Yuasa Battery Technical Data Sheet

Yuasa YBX9140R - YBX9000 AGM Start Stop Batteries

Performance	
Voltage	12V
Capacity (20-hour)	50Ah
Cold Cranking Amps	560A

Performance Marking			
			

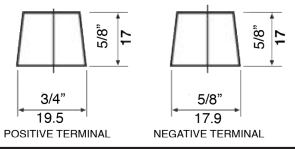
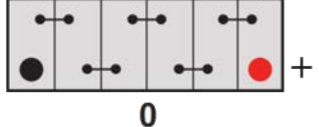
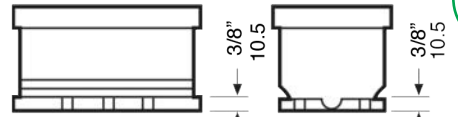
Dimensions		
Length	8 1/2 in	207 mm
Width	6 7/8 in	175 mm
Height	7 1/2 in	190 mm



Weights & Measures		
Mean Weight with Acid	34.17 lbs	15.5 kg

Container Features	
Case Type	L1 DIN AGM
Hold Down	B3
Handles	Yes
End Venting	Yes
Semi-Traction Features	Yes
Lid Type	VRLA

Technology	
Flame Arrestor	Yes
Technology	Ca/Ca VRLA
Separator	AGM
VDA Roll Over Test	Yes
Recommended Charge Rate	3A

TERMINAL TYPE	T1 STANDARD DIN POST 
CELL ASSEMBLY LAYOUT	
BATTERY HOLD-DOWN	B3 

TERMINAL TYPES

Terminal shapes vary from one battery to another. By identifying the correct replacement battery from the listing in this book, you are assured of the proper terminal configuration. For custom applications, refer to the following chart to identify terminal shape and corresponding batteries.

Terminal					Battery Type				
Type	Illustration	Front	Side	Top					
1					YB7C-A	YTX16-BS-1	YB14L-A1		
2					YB9L-A2	12N5.5-4A	YB16AL-A2		
3					12N24-3	12N24-3A	Y60-N24-A		
4					GYZ20L YB30L-B YTX15L-BS YTX20L-BS	Y50-N18L-A3 YIX30L-BS YTX16-BS YTX24HL-BS	YB12C-A YIX30L-BS-PW YTX20-BS YTX20HL-BS	YB16B-A YTX14AHL-B YTX20H-BS YIX20HL-BS	YB30CL-B YTX14AH-BS YTX20HL-BS-PW GYZ20H-A
5					GYZ16H GYZ16HL YB4L-B YTX14L-BS	YTX7L-BS KMX14-BS YT12A-BS YTX20CH-BS	YTX9-BS YB16C-B YTX12-BS YTX4L-BS	YTZ5S YTZ7S YB16CL-B YTX14-BS	YTX5L-BS YB4L-A YTX14H-BS YTX7A-BS
6					YB3L-A YB7L-B YB12A-A YB16-B 12N5-3B 12N7-4A 12N9-4B-1 6N6-3B	YB3L-B YB9A-A YB12AL-A YB-16-B-CX 12N5-4B 12N7-4B 12N10-3A 6N6-3B-1	YB5L-B YB9-B YB12AL-A2* YB16L-B 12N5.5-3B 12N7D-3B 6N11A-1B B54-6	YB7-A YB9L-B YB12A-B YB16HL-A-CX 12N5.5A-3B 12N12A-4A-1 6N11-2D B38-6A	YB7B-B YB10L-B YB14A-A1 SYB16L-B 12N7-3B 12N9-3B 6N12A-2D B39-6
7					HYB16A-AB Y50-N18A-A	YB16B-A1** Y50-N18L-A	YB18-A Y50-N18L-A-CX	YB18L-A SY50-N18L-AT	
8					YB10A-A2 YB14-A2 YB14-B2	YB10L-A2 YB14A-A2 YB14L-B2	YB10L-B2 YB14L-A2 12N14-3A	YB12B-B2 SYB14L-A2 12N11-3A-1	
9					YHD-12				
10					51814	51913	53030	YT19BL-BS	
11					YT9B-BS YT7B-BS	YTZ10S YT12B-BS	YTZ12S	YTZ14S	YT14B-BS
					Note: Terminal is Brass Plated Steel				
12					YTR4A-BS				
13					YT4B-BS				
14					GYZ20H	GYZ32HL	GYZ20HL		
					Note: Encapsulated Brass Nut				

* Includes terminal adapter for converting to top mount
 ** Includes terminal adapter for converting to side mount

HARDWARE AND BATTERY TYPE NUMBERS

Part No.	Includes**	Fits				
478030	12mm lg. stainless steel hex bolt 20mm lg. stainless steel hex bolt 8mm stainless steel nut, lock washer and round brass spacer	YTX20-BS	YTX20L-BS	YB30CL-B	YB30L-B	
479100	12mm lg. stainless steel hex bolt 5mm stainless steel rectangular nut	Y50-N18L-A3 YTX14H-BS	YTX9-BS YTX14AH-BS	YTX12-BS YTX14AHL-BS	YTX14-BS GYZ16H	YTX20CH YIX30L
479862	12mm lg. stainless steel hex bolt 8mm stainless steel rectangular nut	YTX15L-BS YTX24HL-BS	YTX20H-BS YIX20HL-BS	YIX30L-BS-PW YB30L-B	GYZ20L YB30CL-B	
479102	14mm lg. stainless steel hex bolt 5mm stainless steel square nut	YB16CL-B YTX14L	YB16C-B Y50-N18L-A-CX	Y50-N18L-A HYB16A-AB	YB18-A	
479104	12mm lg. stainless steel hex bolt 20mm lg. stainless steel hex bolt 5mm stainless steel nut, lock washer and round brass spacer	YTX14L-BS for Harley Davidson Sportster YTX14 ^{FA} for Harley Davidson V-ROD 02-07 YTX14H ^{FA} for Harley Davidson V-ROD 02-07 YTX12 YIX30L				
479643	12mm lg. stainless steel hex bolt 20mm lg. stainless steel hex bolt 8mm brass nut, lock washer and square brass spacer	YTX20H-BS YTX20HL-BS-PW	YTX20HL-BS	YTX24HL-BS	YIX30L-BS	
479876	12mm lg. stainless steel hex bolt 16mm lg. stainless steel hex bolt 5mm rectangular brass nut, lock washer and square brass spacer	YIX30L				
479699	12mm lg. stainless steel hex bolt and lock washer	GYZ20H	GYZ20HL	GYZ32HL		
4710123	12mm lg stainless steel hex bolt lock washer square brass spacer	GYZ16HL				
5BNBSBA12	12mm lg. brass hex bolt 5mm brass nut	GYZ20H-A				
5BNBSSF6M	11mm lg. stainless steel hex bolt 5mm stainless steel hex nut	YB14A-A1 YB14L-A2	YB14L-B2 YB14-A2	YB14A-A2 YB14-B2		
5BNBSS14M	14mm lg. stainless steel hex bolt 5mm stainless steel hex nut	12N74A YB18L-A	HYB16A-AB YHD-12H	YB16L-B Y50-N18L-A	YB18-A SY50-N18L-A	
5BNBSS22M	22mm lg. stainless steel hex bolt 5mm stainless steel hex nut and round brass spacer	YB16-B	YB16-B-CX	YB16HL-A-CX	YB16L-B	

DESIGNATION OF BATTERY TYPE NUMBERS

Conventional

12 N 12A-4 A-1

1 2 3 4 5 6

- 1 Nominal voltage
- 2 Conventional battery
- 3 Size of battery case
- 4 Polarity location
- 5 Exhaust location
- 6 Designates unique terminal

High Performance Conventional

YB 16A L-A2

1 2 3 4

- 1 High Performance Conventional battery
- 2 Size of battery case
- 3 Polarity location
- 4 Terminal and Exhaust location

AGM

YTX 14 A H L-BS-1

1 2 3 4 5 6 7

- 1 High Performance AGM (YTX, YIX, YTZ, YT, GYZ)
- 2 Performance classification
- 3 Designates unique battery case size
- 4 Higher CCA
- 5 Polarity location
- 6 Bottle supplied electrolyte
- 7 Designates unique terminal

** All hardware listed above is M6 thread
^{FA} Must use factory activated battery

BATTERY SPECIFICATIONS

AGM, HIGH PERFORMANCE

FACTORY ACTIVATED (Non-Spillable)

12 VOLT

Battery Type	Capacity Ah (10-HR)	Dimensions – Inches (± 1/16 in)			Dimensions – Millimeters (± 2 mm)			Assembly Figure (As Per Cover Polarity)	Approx Weight with Acid (lbs.)	Terminal Type (Refer to page 8)	Acid Volume (Liter)	Regular Charge Current (Amp)	C.C.A. @ 0 °F (-18 °C)
		L	W	H	L	W	H						
GYZ16H	16	6	3 7/16	5 3/4	150	87	145	⊖ ⊕	12.4	5	N/A	1.6	240
GYZ16HL	16	6	3 7/16	5 3/4	150	87	145	⊖ ⊕	12.4	5	N/A	1.6	240
GYZ20L	20	6 7/8	3 7/16	6 1/8	175	87	155	⊖ ⊕	15.2	4	N/A	2.0	250
GYZ20H	20	6 7/8	3 7/16	6 1/8	175	87	155	⊕ ⊖	15.7	14	N/A	2.0	320
GYZ20H-A	20	6 7/8	3 7/16	6 1/8	175	87	155	⊕ ⊖	15.7	14	N/A	2.0	320
GYZ20HL	20	6 7/8	3 7/16	6 1/8	175	87	155	⊖ ⊕	15.7	14	N/A	2.0	320
GYZ32HL	32	6 9/16	5	6 7/8	166	126	175	⊖ ⊕	24.7	14	N/A	3.2	500
YTX14AH *	12	5 5/16	3 1/2	6 9/16	134	89	166	⊕ ⊖	11.1	4	N/A	1.2	210
YTX14AHL	12	5 5/16	3 1/2	6 9/16	134	89	166	⊖ ⊕	11.1	4	N/A	1.2	210
YTX14H	12	6	3 7/16	5 3/4	150	87	145	⊕ ⊖	10.6	5	N/A	1.2	240
YTX20CH	18	6	3 7/16	6 3/8	150	87	161	⊕ ⊖	13.4	5	N/A	1.8	270
YTX20H	18	6 7/8	3 7/16	6 1/8	175	87	155	⊕ ⊖	15.1	4	N/A	1.8	310
YTX20HL	18	6 7/8	3 7/16	6 1/8	175	87	155	⊖ ⊕	15.1	4	N/A	1.8	310
YIX20HL	18	6 7/8	3 7/16	6 1/8	175	87	155	⊖ ⊕	15.1	4	N/A	1.8	320
YTX20HL-PW **	18	6 7/8	3 7/16	6 7/8 ^S	175	87	175 ^S	⊖ ⊕	15.1	4	N/A	1.8	310
YTX24HL	21	8 1/8	3 7/16	6 3/8	205	87	162	⊖ ⊕	17.5	4	N/A	2.1	350
YIX30L	30	6 9/16	5	6 7/8	166	126	175	⊖ ⊕	22.0	4	N/A	3.0	400
YIX30L-PW ***	30	6 9/16	5	7 9/16 ^S	166	126	192 ^S	⊖ ⊕	22.0	4	N/A	3.0	400
YTZ7S	6	4 7/16	2 3/4	4 1/8	113	70	105	⊖ ⊕	4.6	5	N/A	0.6	130
YTZ8V	7	4 7/16	2 3/4	5 1/8	113	70	130	⊖ ⊕	6.0	5	N/A	0.7	120
YTZ10S	8.6	6	3 7/16	3 11/16	150	87	93	⊕ ⊖	7.0	11	N/A	0.9	190
YTZ12S	11	6	3 7/16	4 3/8	150	87	110	⊕ ⊖	8.1	11	N/A	1.1	210
YTZ14S	11.2	6	3 7/16	4 3/8	150	87	110	⊕ ⊖	8.6	11	N/A	1.1	230

* Includes 10mm height spacer for use in replacing YB14A-A1 and YB14A-A2
 ** Includes 20mm height spacer ^(S) for use in replacing YB16CL-B
 *** Includes 17mm height spacer for use in replacing YB30CL-B
^(S) Includes spacer

BATTERY SPECIFICATIONS

AGM, HIGH PERFORMANCE

FRESH PACK (Battery Supplied Dry with an Acid Bottle)													12 VOLT	
Battery Type	Capacity Ah (10-HR)	Dimensions – Inches (± 1/16 in)			Dimensions – Millimeters (± 2 mm)			Assembly Figure (As Per Cover Polarity)	Approx Weight with Acid (lbs.)	Terminal Type (Refer to page 10)	Acid Volume (Liter)	Regular Charge Current (Amp)	C.C.A. @ 0 °F (-18 °C)	
		L	W	H	L	W	H							
YTZ5S-BS	3.5	4 7/16	2 3/4	3 3/8	113	70	86		3.5	5	0.20	0.4	65	
YTX14AH-BS *	12	5 5/16	3 1/2	6 9/16	134	89	166		11.1	4	0.66	1.2	210	
YTX14AHL-BS	12	5 5/16	3 1/2	6 9/16	134	89	166		11.1	4	0.66	1.2	210	
YTX14H-BS	12	6	3 7/16	5 3/4	150	87	145		10.6	5	0.69	1.4	240	
YTX20CH-BS	18	6	3 7/16	6 3/8	150	87	161		13.4	5	0.82	1.8	270	
YTX20H-BS	18	6 7/8	3 7/16	6 1/8	175	87	155		15.1	4	0.93	1.8	310	
YTX20HL-BS	18	6 7/8	3 7/16	6 1/8	175	87	155		15.1	4	0.93	1.8	310	
YTX20HL-BS-PW **	18	6 7/8	3 7/16	6 7/8 ^S	175	87	175 ^S		15.1	4	0.93	1.8	310	
YIX20HL-BS	18	6 7/8	3 7/16	6 1/8	175	87	175		15.1	4	0.93	1.8	320	
YTX24HL-BS	21	8 1/8	3 7/16	6 3/8	205	87	162		17.5	4	1.08	2.1	350	
YIX30L-BS	30	6 9/16	5	6 7/8	166	126	175		22.0	4	1.4	3.0	400	
YIX30L-BS-PW ***	30	6 9/16	5	7 9/16 ^S	166	126	192 ^S		22.0	4	1.4	3.0	400	

- * Includes 10mm height spacer for use in replacing YB14A-A1 and YB14A-A2
- ** Includes 20mm height spacer (°) for use in replacing YB16CL-B
- *** Includes 17mm height spacer for use in replacing YB30CL-B
- (°) Includes spacer

AGM

FACTORY ACTIVATED (Non-Spillable)													12 VOLT	
Battery Type	Capacity Ah (10-HR)	Dimensions – Inches (± 1/16 in)			Dimensions – Millimeters (± 2 mm)			Assembly Figure (As Per Cover Polarity)	Approx Weight with Acid (lbs.)	Terminal Type (Refer to page 10)	Acid Volume (Liter)	Regular Charge Current (Amp)	C.C.A. @ 0 °F (-18 °C)	
		L	W	H	L	W	H							
YTX9	8	6	3 7/16	4 3/16	150	87	105		6.6	5	N/A	0.9	135	
YTX12	10	6	3 7/16	5 1/8	150	87	130		9.2	5	N/A	1.2	180	
YT12B	10	6	2 3/4	5 1/8	150	69	130		9.2	5	N/A	1.2	210	
YTX14	12	6	3 7/16	5 3/4	150	87	145		10.1	5	N/A	1.4	200	
YTX14L	12	6	3 7/16	5 3/4	150	87	145		10.1	5	N/A	1.4	200	
YTX15L	13	6 7/8	3 7/16	5 1/8	175	87	130		11.0	4	N/A	1.3	230	
YTX20	18	6 7/8	3 7/16	6 1/8	175	87	155		13.9	4	N/A	1.8	270	
YTX20L	18	6 7/8	3 7/16	6 1/8	175	87	155		13.9	4	N/A	1.8	270	
Battery Type	Capacity Ah (20-HR)	Dimensions – Inches (± 1/16 in)			Dimensions – Millimeters (± 2 mm)			Assembly Figure (As Per Cover Polarity)	Approx Weight with Acid (lbs.)	Terminal Type (Refer to page 7)	Acid Volume (Liter)	Regular Charge Current (Amp)	C.C.A. @ 0 °F (-18 °C)	
		L	W	H	L	W	H							
YBX9140R	50	8 1/2	6 7/8	7 1/2	207	175	190		37.17	T1	N/A	3	560	

BATTERY SPECIFICATIONS

AGM

FRESH PACK (Battery Supplied Dry with an Acid Bottle)

12 VOLT

Battery Type	Capacity Ah (10-HR)	Dimensions – Inches (± 1/16 in)			Dimensions – Millimeters (± 2 mm)			Assembly Figure (As Per Cover Polarity)	Approx Weight with Acid (lbs.)	Terminal Type (Refer to page 10)	Acid Volume (Liter)	Regular Charge Current (Amp)	C.C.A. @ 0 °F (-18 °C)
		L	W	H	L	W	H						
YTR4A-BS	2.3	4 1/2	1 15/16	3 3/8	114	49	86	[- + + + + +]	2.4	12	0.14	0.3	45
YT4B-BS	2.3	4 1/2	1 9/16	3 7/16	114	39	86.5	[- + + + + +]	2.4	13	0.12	0.3	40
YTX4L-BS	3	4 1/2	2 13/16	3 3/8	114	71	86	[- + + + + +]	3.4	5	0.18	0.4	50
YTX5L-BS	4	4 1/2	2 13/16	4 3/16	114	71	106	[- + + + + +]	4.2	5	0.24	0.5	80
YT7B-BS	6.5	6	2 9/16	3 11/16	150	65	93	[+ + + + + +]	5.9	11	0.33	0.7	110
YTX7A-BS	6	6	3 7/16	3 3/4	150	87	94	[+ + + + + +]	6.3	5	0.33	0.7	105
YTX7L-BS	6	4 1/2	2 13/16	5 3/16	114	71	131	[- + + + + +]	6.1	5	0.33	0.6	100
YT9B-BS	8	6	2 3/4	4 1/8	150	70	105	[+ + + + + +]	8.7	11	0.40	0.8	120
YTX9-BS	8	6	3 7/16	4 3/16	150	87	105	[+ + + + + +]	6.6	5	0.40	0.9	135
YT12A-BS	10	6	3 7/16	4 3/16	150	87	105	[+ + + + + +]	7.7	5	0.47	1.0	175
YT12B-BS	10	6	2 3/4	5 1/8	150	69	130	[+ + + + + +]	9.0	11	0.52	1.0	210
YTX12-BS	10	6	3 7/16	5 1/8	150	87	130	[+ + + + + +]	9.2	5	0.60	1.2	180
KMX14-BS ^K	12	6	3 7/16	5 3/4	150	87	145	[+ + + + + +]	10.1	5	0.69	1.4	200
YT14B-BS	12	6 1/8	2 3/4	5 3/4	150	70	145	[+ + + + + +]	11.8	11	0.60	1.2	210
YTX14-BS	12	6	3 7/16	5 3/4	150	87	145	[+ + + + + +]	10.1	5	0.69	1.4	200
YTX14L-BS	12	6	3 7/16	5 3/4	150	87	145	[- + + + + +]	10.1	5	0.69	1.4	200
YTX15L-BS	13	6 7/8	3 7/16	5 1/8	175	87	130	[- + + + + +]	11.0	4	0.69	1.3	230
YTX16-BS	14	6	3 7/16	6 3/8	150	87	161	[+ + + + + +]	12.6	4	0.78	1.4	230
YTX16-BS-1	14	6	3 7/16	6 3/8	150	87	161	[+ + + + + +]	12.6	1	0.78	1.4	230
YT19BL-BS	17.7	7 1/4	3 3/16	6 11/16	184	81	170	[- + + + + +]	12.5	10	0.95	1.8	170
YTX20-BS	18	6 7/8	3 7/16	6 1/8	175	87	155	[+ + + + + +]	13.9	4	0.93	1.8	270
YTX20L-BS	18	6 7/8	3 7/16	6 1/8	175	87	155	[- + + + + +]	13.9	4	0.93	1.8	270

^K Available at Kawasaki dealers only
^(S) Includes spacer

BATTERY SPECIFICATIONS

HIGH PERFORMANCE, CONVENTIONAL (Yumicron)

12 VOLT

Battery Type	Capacity Ah (10-HR)	Dimensions – Inches (± 1/16 in)			Dimensions – Millimeters (± 2 mm)			Assembly Figure (As Per Cover Polarity)	Approx Weight w/out Acid (lbs.)	Terminal Type (Refer to page 10)	Acid Volume (oz.)	Regular Charge Current (Amp)
		L	W	H	L	W	H					
YB2.5L-C	2.5	3 3/16	2 3/4	4 1/8	80	70	105		1.7	-	8.1	0.3
YB2.5L-C-1	2.5	3 3/16	2 3/4	4 1/8	80	70	105		1.7	-	8.1	0.3
YB3L-A	3	3 7/8	2 1/4	4 3/8	98	56	110		2.5	6	8.1	0.3
YB3L-B	3	3 7/8	2 1/4	4 3/8	98	56	110		2.5	6	8.1	0.3
YB4L-A ^D	4	4 3/4	2 3/4	3 5/8	120	70	92		2.8	5	10.1	0.4
YB4L-B	4	4 3/4	2 3/4	3 5/8	120	70	92		2.8	5	10.1	0.4
YB5L-B	5	4 3/4	2 3/8	5 1/8	120	60	130		3.5	6	12.2	0.5
YB7-A	8	5 5/16	3	5 1/4	135	75	133		5.1	6	20.3	0.8
YB7B-B	7	6	2 3/8	5 1/8	150	60	130		4.0	6	16.9	0.7
YB7C-A	8	5 1/8	3 9/16	4 1/2	130	90	114		5.1	1	20.3	0.8
YB7L-B ^D	8	5 5/16	3	5 1/4	135	75	133		5.1	6	20.3	0.8
YB9A-A	9	5 5/16	3	6 1/8	135	75	155		5.3	6	20.3	0.9
YB9L-A2	9	5 5/16	3	5 1/2	135	75	139		5.3	2	20.3	0.9
YB9-B	9	5 5/16	3	5 1/2	135	75	139		5.3	6	20.3	0.9
YB9L-B	9	5 5/16	3	5 1/2	135	75	139		5.3	6	20.3	0.9
YB10A-A2	11	5 5/16	3 9/16	6 1/8	135	90	155		7.0	8	27.0	1.1
YB10L-A2	11	5 5/16	3 9/16	5 3/4	135	90	145		7.0	8	27.0	1.1
YB10L-B	11	5 5/16	3 9/16	5 3/4	135	90	145		7.0	6	27.0	1.1
YB10L-B2	11	5 5/16	3 9/16	5 3/4	135	90	145		7.0	8	27.0	1.1
YB12A-A	12	5 5/16	3 3/16	6 5/16	134	80	160		6.8	6	27.0	1.2
YB12A-A**	12	5 5/16	3 3/16	6 5/16	134	80	160		6.8	6	27.0	1.2
YB12AL-A ^D	12	5 5/16	3 3/16	6 5/16	134	80	160		6.8	6	25.4	1.2
YB12AL-A2 [*]	12	5 5/16	3 3/16	6 5/16	134	80	160		6.8	8	25.4	1.2
YB12A-B	12	5 5/16	3 3/16	6 5/16	134	80	160		6.8	6	25.4	1.2
YB12B-B2	12	6 5/16	3 9/16	5 1/8	160	90	130		7.1	8	27.0	1.2
YB12C-A	12	5 5/16	3 9/16	6 7/8	134	80	175		7.1	4	27.0	1.2
YB14-A2	14	5 5/16	3 1/2	6 9/16	134	89	166		7.6	8	30.4	1.4
YB14A-A1	14	5 5/16	3 1/2	6 15/16	134	89	176		7.9	6	30.4	1.4
YB14A-A2	14	5 5/16	3 1/2	6 15/16	134	89	176		7.9	8	30.4	1.4
YB14L-A1	14	5 5/16	3 1/2	6 9/16	134	89	166		7.6	1	30.4	1.4

* Includes terminal adapter for converting to top mount.
 ** When ordering this battery, specify terminal adapter.
 ▲ When ordering this battery, specify sensor.
 D Discontinued

BATTERY SPECIFICATIONS

HIGH PERFORMANCE, CONVENTIONAL (Yumicron)

12 VOLT

Battery Type	Capacity Ah (10-HR)	Dimensions – Inches (± 1/16 in)			Dimensions – Millimeters (± 2 mm)			Assembly Figure (As Per Cover Polarity)	Approx Weight w/out Acid (lbs.)	Terminal Type (Refer to page 10)	Acid Volume (oz.)	Regular Charge Current (Amp)
		L	W	H	L	W	H					
YB14L-A2	14	5 5/16	3 1/2	6 9/16	134	89	166		7.6	8	30.4	1.4
YB14L-B2	14	5 5/16	3 1/2	6 9/16	134	89	166		7.6	8	30.4	1.4
YB14-B2	14	5 5/16	3 1/2	6 9/16	134	89	166		7.6	8	30.4	1.4
SYB14L-A2 †	14	5 5/16	3 1/2	6 9/16	134	89	166		7.6	8	30.4	1.4
YB16AL-A2	16	8 1/8	2 13/16	6 7/16	207	71.5	164		8.6	2	37.2	1.6
HYB16A-AB	16	6	3 5/8	7 1/16	151	91	180		8.5	7	30.4	1.6
YB16-B	19	6 7/8	4	6 1/8	175	100	155		10.5	6	40.6	1.9
YB16L-B	19	6 7/8	4	6 1/8	175	100	155		10.5	6	40.6	1.9
YB16B-A	16	6 5/16	3 9/16	6 3/8	160	90	161		8.4	4	33.8	1.6
YB16B-A1*	16	6 5/16	3 9/16	6 3/8	160	90	161		8.4	7	33.8	1.6
YB16C-B	19	6 7/8	4	6 7/8	175	100	175		10.1	5	40.6	1.9
YB16CL-B	19	6 7/8	4	6 7/8	175	100	175		10.1	5	40.6	1.9
YB18-A	18	7 1/8	3 9/16	6 3/8	180	90	162		9.4	7	40.6	1.8
YB18L-A	18	7 1/8	3 9/16	6 3/8	180	90	162		9.4	7	40.6	1.8
Y50-N18A-A	20	8 1/8	3 9/16	6 15/16	205	90	176		11.2	7	50.7	2.0
Y50-N18L-A	20	8 1/8	3 9/16	6 3/8	205	90	162		11.2	7	44.0	2.0
Y50-N18L-A-CX	20	8 1/8	3 9/16	6 3/8	205	90	162		11.2	7	44.0	2.0
Y50-N18L-A3	20	8 1/8	3 9/16	6 3/8	205	90	162		11.2	4	44.0	2.0
SY50-N18L-AT †	20	8 1/8	3 9/16	6 3/8	205	90	162		11.2	7	44.0	2.0
YB30L-B	30	6 5/8	5 3/16	6 15/16	168	132	176		14.1	4	57.5	3.0
YB30CL-B	30	6 5/8	5 3/16	7 9/16	168	132	192.2		14.5	4	57.5	3.0
51814	19****	7 7/16	3 1/4	6 7/8	186	82	171		9.4	10	33.8	1.9
51913	19****	7 7/16	3 1/4	6 7/8	186	82	171		9.4	10	33.8	1.9
53030	30****	7 7/16	5 1/8	6 7/8	186	130	171		16.1	10	54.1	3.0

* Includes terminal adapter for converting to side mount
 **** DIN Standard @ 20 hr. rate
 † This battery includes a sensor
 † Discontinued

BATTERY SPECIFICATIONS

CONVENTIONAL

6 VOLT

Battery Type	Capacity Ah (10-HR)	Dimensions – Inches (± 1/16 in)			Dimensions – Millimeters (± 2 mm)			Assembly Figure (As Per Cover Polarity)	Approx Weight w/out Acid (lbs.)	Terminal Type (Refer to page 10)	Acid Volume (oz.)	Regular Charge Current (Amp)
		L	W	H	L	W	H					
6N2-2A	2	2 3/4	1 7/8	3 3/4	70	47	96		1.0	-	3.4	0.2
6N2-2A-3	2	2 3/4	1 7/8	3 3/4	70	47	96		1.0	-	3.4	0.2
6N2-2A-4	2	2 3/4	1 7/8	3 3/4	70	47	96		1.0	-	3.4	0.2
6N2-2A-8	2	2 3/4	1 7/8	3 3/4	70	47	96		1.0	-	3.4	0.2
6N2A-2C	2	2 3/4	1 7/8	4 3/16	70	47	106		1.0	-	3.4	0.2
6N2A-2C-1 **	2	2 3/4	1 7/8	4 3/16	70	47	106		1.0	-	3.4	0.2
6N2A-2C-3	2	2 3/4	1 7/8	4 3/16	70	47	106		1.0	-	3.4	0.2
6N4-2A	4	2 13/16	2 13/16	3 3/4	71	71	96		1.3	-	6.8	0.4
6N4-2A-4	4	2 13/16	2 13/16	3 3/4	71	71	96		1.3	-	6.8	0.4
6N4-2A-5	4	2 13/16	2 13/16	3 3/4	71	71	96		1.3	-	6.8	0.4
6N4-2A-6	4	2 13/16	2 13/16	3 3/4	71	71	96		1.3	-	6.8	0.4
6N4-2A-8	4	2 13/16	2 13/16	3 3/4	71	71	96		1.3	-	6.8	0.4
6N4A-4D ^D	4	2 3/8	2 1/4	5 1/8	61	57	131		1.7	-	6.8	0.4
6N4B-2A	4	4	1 7/8	3 3/4	102	48	96		1.7	-	6.8	0.4
6N4B-2A-3	4	4	1 7/8	3 3/4	102	48	96		1.7	-	6.8	0.4
6N4C-1B	4	2 13/16	2 13/16	4 1/8	71	71	105		1.4	-	6.8	0.4
6N5.5-1D	5.5	3 9/16	2 3/4	3 15/16	90	70	100		1.8	-	10.1	0.6
6N6-3B	6	3 7/8	2 1/4	4 3/8	99	57	111		2.0	6	10.1	0.6
6N6-3B-1	6	3 7/8	2 1/4	4 3/8	99	57	111		2.0	6	10.1	0.6
6N6-1D-2	6	3 7/8	2 1/4	4 3/8	99	57	111		2.0	-	10.1	0.6
6N11-2D	11	5 7/8	2 3/4	3 15/16	150	70	100		3.5	6	13.5	1.1
6N11A-1B	11	4 13/16	2 7/16	5 1/8	122	62	131		3.5	6	13.5	1.1
6N12A-2D	12	6 1/8	2 1/4	4 9/16	156	57	116		3.8	6	15.2	1.2
B38-6A	13	4 11/16	3 1/4	6 15/16	119	83	161		4.7	6	21.0	1.3

** 6N2A-2C-1 replaces B60-6
^D Discontinued

TRACTOR TERMINALS & BATTERY LAYOUTS

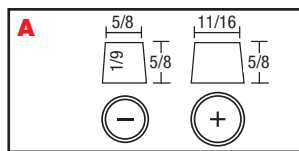
CONVENTIONAL

12 VOLT

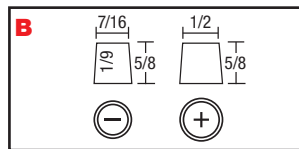
Battery Type	Capacity Ah (10-HR)	Dimensions – Inches (± 1/16 in)			Dimensions – Millimeters (± 2 mm)			Assembly Figure (As Per Cover Polarity)	Approx Weight w/out Acid (lbs.)	Terminal Type (Refer to page 10)	Acid Volume (oz.)	Regular Charge Current (Amp)
		L	W	H	L	W	H					
12N5-3B	5	4 3/4	2 3/8	5 1/8	120	60	130		3.1	6	13.5	0.5
12N5-4B	5	4 3/4	2 3/8	5 1/8	120	60	130		3.1	6	13.5	0.5
12N5.5-3B	5.5	5 5/16	2 3/8	5 1/8	135	60	130		4.3	6	13.5	0.6
12N5.5-4A	5.5	5 5/16	2 3/8	5 1/8	135	60	130		4.3	2	13.5	0.6
12N5.5A-3B	5.5	4 1/16	3 9/16	4 1/2	103	90	114		4.3	6	16.9	0.6
12N7-3B	7	5 5/16	3	5 1/4	135	75	133		4.9	6	16.9	0.7
12N7-4A	7	5 5/16	3	5 1/4	135	75	133		4.9	6	16.9	0.7
12N7-4B	7	5 5/16	3	5 1/4	135	75	133		4.9	6	16.9	0.7
12N7D-3B	7	5 5/16	3	5 15/16	135	75	150		4.9	6	20.3	0.7
12N9-3A	9	5 5/16	3	5 1/2	135	75	139		5.4	9	20.3	0.9
12N9-4B-1	9	5 5/16	3	5 1/2	135	75	139		5.4	6	20.3	0.9
12N12A-4A-1	12	5 5/16	3 3/16	6 5/16	134	80	160		6.8	6	23.7	1.2
12N14-3A	14	5 5/16	3 1/2	6 9/16	134	89	166		7.5	8	27.0	1.4
YHD-12H	29	8 1/8	5 1/4	6 1/2	206	133	165		13.3	9	67.6	2.8

TRACTOR TERMINALS & BATTERY LAYOUTS

TERMINALS (measurements in inches)

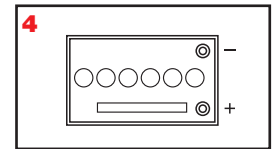
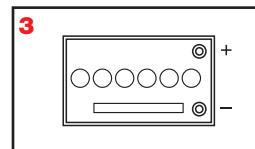
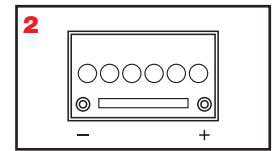
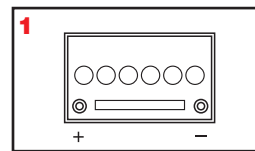


Standard Terminal



Small Terminal

BATTERY LAYOUTS



Tractor Batteries on page 17

BATTERY UPGRADE CROSS REFERENCE

JIS Type	Reference Number	Plate / Cell	Capacity Ah ▲ (5 hr)	Capacity Ah ▲ (20 hr)	Cranking Performance ▲ (Amps 0 °F)	Reserve Capacity Minutes (80 °F)	Overall Dimensions (inches)			Shipping Weight Dry (lbs.)	Volume Of Acid (oz.)	Charging Current (Amp)	See Key	
							L	W	H				Terminal	Layout
*36B20L (S)	40B19L(S) NS40ZL(S)	9	28	35	275	52	7 3/4	5 1/16	8 15/16	17.9	84.6	3.5	A	2
46B24R	NS60	13	36	45	330	75	9 3/8	5 1/16	8 15/16	20.1	109.0	4.5	B	1
*46B24L (S)	NS60L(S)	13	36	45	330	75	9 3/8	5 1/16	8 15/16	20.1	109.5	4.5	A	2
36B20L	40B19L/NS40ZL	9	28	35	275	52	7 3/4	5 1/16	8 15/16	17.9	91.7	3.5	B	2
*55B24L (S) D4	NX100S6L(S)	13	36	45	410	70	9 3/8	5 1/16	8 15/16	21.3	109.3	4.5	A	2
95E41R	N100	17	80	100	475	200	16 3/8	6 15/16	9 3/8	38.1	233.1	10	A	1
115F51	N120	21	96	120	420	240	19 7/8	7 3/16	10 1/8	48.7	317.4	12.0	A	3
115F51L D4	N120L	21	96	120	420	240	19 7/8	7 3/16	10 1/8	48.7	317.4	12.0	A	4
145F51	NS150	25	120	150	735	296	19 7/8	7 3/16	10 1/8	56.2	370.3	14.0	A	3
145G51L D4	N150L D4	23	120	150	685	240	20 3/16	8 3/4	10 1/8	63.8	337.8	15	A	4

* (S) Signifies Standard Terminal
D4 Discontinued

▲ Figures based on JIS/SAE specifications and reference only

BATTERY UPGRADE CROSS REFERENCE

GYZ Series	AGM Factory Activated	AGM High Performance	AGM	Yumicron	Conventional
-	-	-	-	6YB11-2D	6N11-2D
-	-	YTZ6S-BS	YTX4L-BS	YB4L-A, YB4L-B	-
-	YTZ7S	-	YTX5L-BS	-	-
-	-	-	-	YB5L-B	12N5-3B
-	-	YTZ8V	YTX7L-BS	-	-
-	-	-	-	YB7L-B	12N7-3B
-	-	-	-	YB7-A	12N7-4A
-	-	-	-	YB9-B	12N9-4B-1
-	-	-	-	YB9L-B	12N9-3B (Discontinued)
-	-	-	-	YB10L-A2	12N10-3A-2 (Discontinued)
-	-	-	-	YB12A-A	12N12A-4A-1
GYZ16H ¹⁰	YTX14H	YTX14H-BS	YTX14-BS	-	-
-	YTX14AH	YTX14AH-BS	-	YB14-A2, YB14-B2	-
-	YTX14AH ^{3,4}	YTX14AH-BS ^{3,4}	-	YB14A-A1, YB14A-A2	-
-	YTX14AHL	YTX14AHL-BS	-	YB14L-A2	12N14-3A
-	YTX14AHL	YTX14AHL-BS	-	YB14L-B2	-
GYZ16HL	YTX14L	-	YTX14L-BS	-	-
-	-	-	YT19BL-BS	51913, 51814	-
-	YTX20CH	YTX20CH-BS	YTX16-BS	-	-
GYZ20H ⁷	YTX20H ⁷ , YTX20 ²	YTX20H-BS ²	YTX20-BS ²	YB16-B, YB16-B-CX	-
GYZ20H	YTX20H, YTX20 ²	YTX20H-BS ²	YTX20-BS ²	YB18-A	-
-	YTX20HL-PW ⁶	YTX20HL-BS-PW ⁶	-	YB16CL-B	-
GYZ20HL ⁷ , GYZ20L	YTX20HL, YTX20L	YTX20HL-BS	YTX20L-BS	YB16HL-A-CX	-
GYZ20HL, GYZ20L	YTX20HL, YTX20L ²	YTX20HL-BS ²	YTX20L-BS ²	YB16L-B	-
GYZ20HL, GYZ20L	YTX20HL, YTX20L ²	YTX20HL-BS ²	YTX20L-BS ²	YB18L-A	-
GYZ20HL ⁸ , GYZ20L	YTX20HL, YTX20L	YTX20HL-BS ²	YTX20L-BS	-	-
-	YTX24HL ³	YTX24HL-BS ³	-	Y50-N18L-A, Y50-N18L-A-CX	-
-	YTX24HL	YTX24HL-BS	-	Y50-N18L-A3	-
-	YTX24HL ^{1,3}	YTX24HL-BS ^{1,3}	-	SY50-N18-AT	-
-	YIX20HL ⁹	YIX20HL-BS ⁹ > YTX20HL-BS	-	-	-
GYZ32HL	YIX30L ⁹	YIX30L-BS ⁹	-	YB30L-B	-
-	YIX30L-PW ^{5,9}	YIX30L-BS-PW ^{5,9}	-	YB30CLB	-
-	YIX30L ⁹	YIX30L-BS ⁹	-	53030	Y60-N24AL-B (Discontinued)

- Eliminates need for sensor (needs to be disabled).
- The YTX20 series batteries may be used as an optional upgrade, but some modification to the hold down may be necessary. See battery label for retrofit cautions.
- Top and front terminal mounts only.
- Includes 10mm height spacer.

- Includes 17mm height spacer.
- Includes 20mm height spacer for use in replacing YB16CL-B.
- For Harley-Davidson Models only.
- GYZ20HL has flush terminals, different than OEM battery on Honda GL1800.
- Preferred cold climate performance.
- Mount through front only.

MOTORCYCLE APPLICATIONS

CC	Model	Year	GYZ Series AGM	High Performance AGM	AGM	Yumicron / Conventional
APRILIA						
1200	Dorsoduro, Caponord	'10-'17	GYZ16H	YTX14H-BS	YTX14-BS	-
1100	Tuono V4 1100, RR	'14-'18	-	-	YT12A-BS	-
	RSV4 1100	'19	NOT AVAILABLE	-	-	-
1000	RSV4 R, Factory	'09-'16	-	YTZ10S	-	-
	RSV4 RR	'17-'19	-	-	YT12A-BS	-
	ETV Caponord	01-'07	GYZ16H	YTX14H-BS	YTX14-BS	-
	RST Futura	'01-'04	-	-	YTX12-BS	-
	RSV 1000 Mille SP	'98-'99	-	-	YTX12-BS	-
	RSV 1000 R, Factory	'04-'11	-	-	YTX12-BS	-
	RSV 1000 Mille, R	'00-'09	-	-	YTX12-BS	-
	Tuono 1000 R, Factory	'03-'11	-	-	YTX12-BS	-
	Tuono V4R	'11-'14	-	-	YT12A-BS	-
	SL Falco	'00-'03	GYZ16H	YTX14H-BS	YTX14-BS	-
900	Dorsoduro	'17	GYZ16H	YTX14H-BS	YTX14-BS	-
	Dorsoduro, Shiver	'18-'19	-	-	YTX12	-
	Shiver	'17	GYZ16H	YTX14H-BS	YTX14-BS	-
850	Mana 850, GT	'07-'16	GYZ16H	YTX14H-BS	YTX14-BS	-
750	Shiver	'07-'09	GYZ16H	YTX14H-BS	YTX14-BS	-
	Shiver	'10-'16	-	-	YTX12	-
	Dorsoduro	'09-'16	GYZ16H	YTX14H-BS	YTX14-BS	-
650	Pegaso	'92-'96	-	-	YTX14AHL-BS	SYB14L-A2
	Pegaso	'97-'04	-	-	-	YB12AL-A
	Pegaso Strada, Factory, Trail	'05-'12	-	-	YTX12-BS	-
	Moto-65	'95-'99	-	-	-	YB12AL-A
550	RXV550	'10	-	-	YTX7A-BS	-
	SVX550	'10	-	-	YTX7A-BS	-
500	Scarabeo	'04-'05	-	YTX14AHL-BS	-	-
	Atlantic	'03-'05	-	YTX14AHL-BS	-	-
450	RXV450	'10	-	-	YTX7A-BS	-
	SVX450	'10	-	-	YTX7A-BS	-
250	RS250	'00-'04	-	-	-	YB4L-B
200	Atlantic	'04-'05	-	-	-	YB12AL-A
150	Scarabeo	'00-'04	-	-	-	YB12AL-A
	Mojito	'04-'05	-	YTZ8V	YTX7L-BS	-
125	Classic	95-'99	-	-	-	YB9-B
	AF1 / Futura	90-'92	-	-	-	YB9-B
	ETX	98	-	-	-	YB4L-B
	MX Supermotard	04-'06	-	-	-	YB4L-B
	Pegaso	91-'94	-	-	-	YB9-B
	RS125	95-'11	-	-	-	YB9-B*
	RS4 125	'11-'13	-	YTZ8V	YTX7L-BS	-
50	Europa	91-'92	-	-	-	YB4L-B
	Rally 50	95-'04	-	-	-	YB4L-B
	RS50	'93-'05	-	-	-	YB4L-B
	RS4 50	'11-'13	-	YTZ7S	YTX5L-BS	-
	SR50	'00-'01	-	-	-	YB4L-B
	SR50 Ditech	'01-'05	-	YTZ7S	YTX5L-BS	-
	Scarabeo 50	'00-'03	-	-	-	YB4L-B
	Mojito	'04-'05	-	-	-	YB4L-B
	MX Supermotard	04	-	-	-	YB4L-B
	Rally	'04-'05	-	-	-	YB4L-B
ATK						
	All Electric Start Models	'91-'95	-	-	YTX9-BS	-
	All Electric Start Models	'96-'01	-	YTZ8V	YTX7L-BS	-
BENELLI						
900	900 (6 Cilindr)		GYZ32HL	YX30L-BS	-	53030
650	650 Tornado U.T.		-	-	-	YB12A-A *
250	250 (4 Cilindr)		-	-	-	YB12A-A *
	250-2C		-	-	-	6N11A-1B
135	T135	'17-'22	-	-	YTX7A-BS	-
125	125 Cross		-	-	-	6N11A-1B
	125 Custom Guzzi		-	-	-	12N5.5-4A
	125 Guzzi		-	-	-	12N5.5-4A
	125 Jarno (c/avv.)		-	-	-	YB9-B *
	125 Scooter Benelli		-	-	-	YB9L-B *
	125-2 CSE		-	-	-	6N11A-1B
	125CS		-	-	-	YB9-B *
	125T Sport		-	-	-	6N11A-1B
50	Devil 50 (c/avv.)		-	-	-	YB4L-B

CC	Model	Year	GYZ Series AGM	High Performance AGM	AGM	Yumicron / Conventional
	KBX 50 Race		-	-	-	YB4L-B
	Scooty LX/DLX		-	-	-	YB4L-B
BIG DOG						
	All Models	All Years	GYZ20HL	YTX20HL-BS	-	-
BIMOTA						
1100	SB6, SB7	'95-'97	-	-	YTX7L-BS (x2)	-
	SB6R	'97-'99	-	-	YTX12-BS	-
1000	YB8/YB10	'92-'95	-	YTX14AHL-BS	-	SYB14L-A2 †
	YB11	'96-'99	-	-	YTX12-BS	-
996	SB8R, SB8RS	'98-'00	-	-	YTX12-BS	-
900	DB2	'93-'95	-	YTX14AHL-BS	-	YB14-A2
	DB2 Final Edition	'97	-	YTX14AHL-BS	-	YB14-A2
	DB3 Mantra	'97-'99	-	-	YTX7L-BS (x2)	-
	DB4	'98-'00	Not available	-	-	-
	Tesi	'91-'95	-	YTX14AHL-BS	-	YB14-A2
BMW						
2500	R18	'21-'22	GYZ32HL	YX30L-BS	-	-
1600	K1600GT, GTL	'11-'17	-	-	YT19BL-BS	51913
	K1600GT, GTL	'18-'22	-	YTX20CH-BS	YTX16-BS	-
	K1600 Bagger	'17-'20	-	YTX20CH-BS	YTX16-BS	-
1300	K1300GT	'09-'11	-	-	YT19BL-BS	51913
	K1300R, S	'09-'16	GYZ16H	YTX14H-BS	YTX14-BS	-
1250	R1250GS	'19-'22	GYZ16H	YTX14H-BS	YTX14-BS	-
	R1250RT, R, RS	'19-'22	GYZ16H	YTX14H-BS	YTX14-BS	-
1200	K1200R, S	'05-'09	GYZ16H	YTX14H-BS	YTX14-BS	-
	R1200S, R	'05-'16	GYZ16H	YTX14H-BS	YTX14-BS	-
	R1200GS	'05-'12	GYZ16H	YTX14H-BS	YTX14-BS	-
	R1200GS	'13-'22	GYZ16H	YTZ14S s	-	-
	R1200GS Adventure	'08-'12	GYZ16H	YTZ14S	-	-
	R1200RS	'14-'18	GYZ16H	YTX14H-BS	YTX14-BS	-
	K1200LT, GT	'05-'09	-	-	YT19BL-BS	51913
	R1200RT	'05-'13	-	-	YT19BL-BS	51913
	R1200RT	'14-'18	-	YTX20CH-BS	YTX16-BS	-
	K1200LT, GT, RS, S	'99-'05	-	-	YT19BL-BS	51913
	K1200RS	'97-'05	-	-	YT19BL-BS	51913
	R1200C	'98-'05	-	-	YT19BL-BS	51913
	HP2 Sport / Megamoto / Enduro	'05-'11	-	YTZ14S	-	-
1170	R nineT, Scrambler, Pure, Racer, Urban	'13-'19	GYZ16H	YTX14H-BS	YTX14-BS	-
	R1200ST	'05-'07	GYZ16H	YTX14H-BS	YTX14-BS	-
1150	R1150GS, R	'00-'05	-	-	YT19BL-BS	51913
	R1150R, RS, RT	'01-'06	-	-	YT19BL-BS	51913
1100	K1100LT/RS	'90-'95	-	-	YT19BL-BS	51913
	R1100GS	'94-'00	-	-	YT19BL-BS	51913
	R1100R	'94-'00	-	-	YT19BL-BS	51913
	R1100RS, RT	'93-'00	-	-	YT19BL-BS	51913
	R1100S, ABS	'98-'05	-	-	YT19BL-BS	51913
1000	All "K" Models	'83-'93	GYZ32HL	YX30L-BS	-	53030
	R100/7	'76-'84	GYZ32HL	YX30L-BS	-	53030
	R100GS, PD, R, RS, RT	'87-'95	GYZ32HL	YX30L-BS	-	53030
	R100CS	'76-'84	GYZ32HL	YX30L-BS	-	53030
	HP4 (w/ alarm system)	'13-'14	-	YTZ10S	-	-
	HP4 (w/o alarm system)	'13-'14	-	YTZ7S	-	-
	S1000R	'14-'19	-	YTZ10S	-	-
	S1000RR	'09-'13	-	YTZ10S	-	-
	S1000RR DWA	'09-'11	-	YTZ12S	-	-
	S1000RR	'14-'16	-	YTZ7S	-	-
	S1000RR DWA	'14-'16	-	YTZ10S	-	-
	S1000XR	'16-'17	-	-	YTX9-BS	-
	S1000XR DWA	'16	-	YTZ10S	-	-
900	R90/6, R90S	'69-'76	GYZ32HL	YX30L-BS	-	53030
	F900R, XR	'20	-	-	YTX12-BS	-
850	R850R	'95-'97	-	-	YT19BL-BS	51913
	F850GS	'16-'20	-	-	YTX12-BS	-
800	F800ST, GS, GT, R, ADV	'07-'18	GYZ16H	YTX14H-BS	YTX14-BS	-
	F800GT (auxiliary battery)	'13-'16	-	-	YTZ14S	-
	R80, R80RT	'84-'95	GYZ32HL	YX30L-BS	-	53030
	R80GS, R80ST	'80-'96	-	-	YT19BL-BS	51814
	R80/7, R80RT	'78-'84	GYZ32HL	YX30L-BS	-	53030
798	F700GS	'11-'18	GYZ16H	YTX14H-BS	YTX14-BS	-

MOTORCYCLE

* See Battery Cross Reference Chart on page 17
 † This battery includes a sensor
 † 52515 not available in USA

(x2) Order two batteries
 s Spacer must be taken out to use GYZ16H

MOTORCYCLE APPLICATIONS

CC	Model	Year	GYZ Series AGM	High Performance AGM	AGM	Yumicron / Conventional
	F700GS (auxiliary battery)	'11-'18	-	YTZ14S	-	-
750	K75, RT	'85-'95	GYZ32HL	YX30L-BS	-	53030
	K75	'85-'86	-	-	YT19BL-BS	51814
	K75	'87-'92	-	-	-	52515 *
	K75	'93-'95	-	-	YT19BL-BS	51913
	K75C	'85-'86	-	-	YT19BL-BS	51814
	K75C	'87-'93	-	-	-	52515 *
	K75C	'85-'95	-	-	YT19BL-BS	51814
	K75RT	'92-'96	-	-	YT19BL-BS	51913
	K75S	'85-'86	-	-	YT19BL-BS	51814
	K75S	'87-'92	-	-	-	52515 *
	R75/5	'70-'73	-	-	YT19BL-BS	51814
	R75/7	'76-'84	GYZ32HL	YX30L-BS	-	53030
	R75/6	'69-'76	GYZ32HL	YX30L-BS	-	53030
700	R69 - R69S	'55-'69	-	-	-	B38-6A
650	F650, G650GS	'93-'16	-	-	-	YB12AL-A
	F650GS	'01-'08	-	-	-	YB12AL-A
	F650GS	'09-'12	GVZ16H	YTX14H-BS	YTX14-BS	-
	G650 X, Challenge, Country, Moto	'06-'09	-	YTZ10S	-	-
	R65	'84-'95	GYZ32HL	YX30L-BS	-	53030
	R65LS	'78-'84	-	-	YT19BL-BS	51814
600	R60, R60/2 Twin Cylinders	'55-'69	-	-	-	B38-6A
	R60/5	'70-'73	-	-	YT19BL-BS	51814
	R60/6, R60/7	'69-'84	-	YX30L-BS	-	53030
500	R50/2 Twin Cylinders	'55-'69	-	-	-	B38-6A
	R50/5	'70-'73	-	-	YT19BL-BS	51814
	R50/S Twin Cylinders	'55-'69	-	-	-	B38-6A
450	G450	'09-'11	-	YTZ7S	-	-
310	G310R, GS	'16-'19	-	-	YTX9-BS	-
260	R26, R27 Single Cylinder	'55-'69	-	-	-	6N11A-1B
	R26		-	-	-	B38-6A

BRP (CAN-AM)

1330	Spyder (RT, F3)	'14-'22	-	YTX24HL-BS	-	-
998	Spyder (GS)	'08-'10	-	YTX24HL	-	-
	Spyder (RS)	'11-'16	-	YTX24HL-BS	-	-
900	Ryker (ACE)	'19-'22	-	-	YTX14L	-
600	Ryker (ACE)	'19-'22	-	-	YTX14L	-

BSA

	250, 350, 400, 441, 500 (12V)		-	-	-	YB7-A*
	600, 650, 750 (12V)		-	-	-	YB7-A*
	250, 350, 650 (6V)		-	-	-	B39-6
	500 Gold Star		-	-	-	B38-6A
	Rocket 750, Thunderbolt		-	-	-	YB9L-B*
	Spitfire HK35, Starfire B25		-	-	-	YB9L-B*

BUELL

1200	X1 Lightning	'99-'02	GVZ20HL	YTX20HL *	YTX20L ^{FA}	-
	S1 Lightning	'96-'99	-	YTX14H ^{##}	YTX14 ^{##}	-
	S3, S3T Thunderbolt	'97-'02	GVZ20HL	YTX20HL-BS	YTX20L-BS	-
	M2 Cyclone	'97-'02	GVZ20HL	YTX20HL-BS	YTX20L-BS	-
	S2, S2T Thunderbolt	'94-'96	GVZ20H	YTX20H-BS	YTX20-BS	YB16-B-CX
	RR1200	'88-'90	GVZ20H	YTX20H-BS	YTX20-BS	YB16-B-CX
	RS1200	'89-'93	GVZ20H	YTX20H-BS	YTX20-BS	YB16-B-CX
	RSS1200	'91-'93	GVZ20H	YTX20H-BS	YTX20-BS	YB16-B-CX
	XB12R Firebolt	'04-'10	GVZ16H	YTX14H ^{FA}	YTX14 ^{FA}	-
	XB12Ss, Scg, Lightning	'04-'10	GVZ16H	YTX14H	YTX14 ^{FA}	-
	XB12X, XT Ulysses	'06-'10	GVZ16H	YTX14H ^{FA}	YTX14 ^{FA}	-
1125	1125R, 1125CR	'08-'10	GVZ16HL	-	YTX14L ^{FA}	-
	Buell Racing 1125RR	'09	-	YTZ7S	YTX5L-BS	-
1000	RR1000	'87	GVZ20H	YTX20H-BS	YTX20-BS	YB16-B-CX
984	XB9R Firebolt, XB9SX Lightning	'02-'10	GVZ16H	YTX14H ^{FA}	YTX14 ^{FA}	-
500	Blast	'00-'09	GVZ16H	YTX14H-BS	YTX14-BS	-

CAGIVA

900	Elefant E900		-	-	-	YB16B-A1
750	Elefant	'94-'97	GVZ20H	YTX20H-BS	YTX20-BS	YB16-B-CX
	Elefant Bifaro	'89	-	YTX14AHL-BS	-	SYB14L-A2 †
500	T4 E Elefant	'88-	-	YTX14AHL-BS	-	SYB14L-A2 †
350	Elefant 2 Cyl.	'86-	-	YTX14AHL-BS	-	SYB14L-A2 †
	T4 E Elefant, W12	'87-	-	YTX14AHL-BS	-	SYB14L-A2 †
	T4R	'87-	-	-	YB3L-A	-
125	Crouser	'87-'88	-	-	-	YB9-B *
	Freccia C9, /C10R, /C12R	'87-'90	-	-	-	YB9-B *
	Mito	'90-'97	-	-	-	YB9-B *
	N90	'97	-	-	-	YB9-B *

CC	Model	Year	GYZ Series AGM	High Performance AGM	AGM	Yumicron / Conventional
	Roadster	'94-'97	-	-	-	YB9-B *
	Supercity	'91-'97	-	-	-	YB9-B *
50	City, Lucky, Explorer	'94-'97	-	YTZ5S-BS	YTX4L-BS	-
	K3, W4	'98	-	-	-	YB4L-B

CANNONDALE

440	C440, E440, S440, X440, X440S	'02-'03	-	YTZ7S	YTX5L-BS	-
	EX400, MX400, XC400	'00-'01	-	YTZ7S	YTX5L-BS	-

CCM

600	All Electric Start Models	'96-'01	-	-	YTX9-BS	-
-----	---------------------------	---------	---	---	---------	---

DERBI

	All Models		-	-	-	YB4L-B
--	------------	--	---	---	---	--------

DUCATI

1299	Superbike 1299 Panigale, S	'15-'20	-	-	Y7B-BS	-
1262	Diavel, S	'16-'20	-	-	YT12B-BS	-
	Multistrada 1260	'18-'20	-	-	YT12B-BS	-
1200	Multistrada	'10-'20	-	-	YT12B-BS	-
	Monster 1200	'14-'20	-	-	YT12B-BS	-
1199	1199, Panigale (S)	'11-'14	-	-	Y7B-BS	-
1198	1198, MY08, SP, R	'09-'11	-	-	YT12B-BS	-
	Diavel	'11-'17	-	-	YT12B-BS	-
	1198 Panigale R	'16	-	-	Y7B-BS	-
	Panigale V4S, V4R, Standard	'18-UP	-	-	Y7B-BS	-
	Panigale VS, Street Fighter, S	'21-'22	-	-	Y7B-BS	-
	Multistrada V4	'21-'22	-	-	YT12B-BS	-
1100	Monster 1100	'09-'13	-	-	YT12B-BS	-
	Multistrada	'07-'09	-	-	YT12B-BS	-
	Hypermotard	'07-'13	-	-	YT12B-BS	-
	Street Fighter, S	'09-'12	-	-	YT12B-BS	-
1098	1098 Superbike	'07-'09	-	-	YT12B-BS	-
1098	1098	'07	GVZ16H	YTX14H-BS	YTX14-BS	-
	Various All other models	'01-'10	-	-	YT12B-BS	-
1000	Desmosedici RR	'08-'09	-	-	YT12B-BS	-
	GT1000, Touring, Sport 1100S	'09	-	-	YT12B-BS	-
	Monster S2R	'05-'07	-	-	YT12B-BS	-
998	998, 999	'02-'07	-	-	YT12B-BS	-
996	996, S, SPS	'99-'00	-	-	-	YB16AL-A2
	ST4S	'01-'05	-	-	YT12B-BS	-
959	959 Panigale	'16-'20	-	-	Y7B-BS	-
955	955 Panigale V2	'19-'21	-	-	Y7B-BS	-
944	Sport Touring 2 (ST2)	'97-'00	-	-	-	YB16AL-A2
	Sport Touring 2 (ST2)	'01-'03	-	-	YT12B-BS	-
937	Hypermotard 939, 950	'16-'20	-	-	YT12B-BS	-
	Hyperstrada 939	'16-'20	-	-	YT12B-BS	-
	Multistrada 950	'17-'20	-	-	YT12B-BS	-
	SuperSport	'17-'20	-	-	YT12B-BS	-
916	916 Biposto, Senna, Strada	'94-'98	-	-	-	YB16AL-A2
	I.E., SP, SP S	'94-'98	-	-	-	YB16AL-A2
	ST4	'99-'00	-	-	-	YB16AL-A2
907	I.E. Paso	'90-'94	GVZ20H	YTX20H-BS	YTX20-BS	YB16-B
906	Paso	'90-'92	GVZ20H	YTX20H-BS	YTX20-BS	YB16-B
900	Monster	'94-'00	-	-	-	YB16AL-A2
	SS Kick-Start	'81	-	-	-	YB12A-A
	SS Replica	'81	-	-	-	YB12A-A
	SS Supersport, Replica	'82-	-	-	YTX14AHL-BS	SYB14L-A2 †
	SS	'89-'00	-	-	-	YB16AL-A2
	SL	'92-'96	-	-	-	YB16AL-A2
	Supersport FE	'97-'98	-	-	-	YB16AL-A2
888	SP, SP II, SP IV, SP V	'90-'95	-	-	-	YB16AL-A2
860	GT, GTS		GVZ32HL	YX30L-BS	-	53030
	Kick-Start		-	-	-	YB12A-A
851	851 Superbike	'90-'91	-	-	-	YB16AL-A2
	S Superbike	'91-'92	-	-	-	YB16AL-A2
848	848, Corse SE	'08-'13	-	-	YT12B-BS	-
	Street Fighter	'13-'15	-	-	YT12B-BS	-
821	Monster	'14-'18	-	-	YT12B-BS	-
803	Scrambler	'15-'16	-	-	YT12B-BS	-
	Monster 797	'17-'18	-	-	YT12B-BS	-
796	Hypermotard	'10-'13	-	-	YT12B-BS	-
	Monster 796	'10-'13	-	-	YT12B-BS	-
750	F1, Montjuich, Paso	'87-'90	-	-	YTX14AHL-BS	SYB14L-A2 †
	GT, Luguna Seca		GVZ32HL	YX30L-BS	-	53030

Must use adapter kit available from Buell
 * See Battery Cross Reference Chart on page 17
 † 52515 not available in USA

FA Must use factory activated battery
 † This battery includes a sensor

MOTORCYCLE APPLICATIONS

CC	Model	Year	GYZ Series AGM	High Performance AGM	AGM	Yumicon / Conventional	CC	Model	Year	GYZ Series AGM	High Performance AGM	AGM	Yumicon / Conventional
	Indiana		-	YTX14AHL-BS	-	SYB14L-A2 †		TOP Rally Kick-Start		-	-	-	12N5.5-3B
	Monster	'97-'00	-	-	-	YB16AL-A2		TOP Rally E-Starter		-	-	-	YB9-B *
	Sport	'89-'90	-	-	-	YB16AL-A2		Typhoon		-	-	-	YB7-A
	SS Supersport Kick-Str.		-	-	-	YB12A-A		XR1, XR2 Kick-Start		-	-	-	12N5.5-3B
	SS	'90-'00	-	-	-	YB16AL-A2		XR1, XR2 E-Starter		-	-	-	YB9-B *
748	748 Strada Bipoisto, SP, SPS	'97-'00	-	-	-	YB16AL-A2	50	Bullit, Easy Moving, Runner	'97	-	-	-	YB4L-B
696	Monster 696	'08-'13	-	-	YT12B-BS	-	Eaglet	'95-'97	-	-	-	-	YB4L-B
650	Alazurra, Indiana, Pantah		-	YTX14AHL-BS	-	SYB14L-A2 †		GSA E-Starter		-	-	-	YB4L-B
600	Pantah		-	YTX14AHL-BS	-	SYB14L-A2 †		Runner	'97	-	-	-	YB4L-B
	TL		-	YTX14AHL-BS	-	SYB14L-A2 †		Sioux E-Starter		-	-	-	YB4L-B
500	GTL, GTV		-	YTX24HL-BS *	-	Y50-N18L-A		Stalker, Storm, Top Rally		-	-	-	YB4L-B
	Pantah		-	YTX14AHL-BS	-	SYB14L-A2 †		Typhoon	'97	-	-	-	YB4L-B
500	Sport		-	YTX24HL-BS *	-	Y50-N18L-A							
399	Scrambler Sixty2	'16	-	-	YT12B-BS	-							

EXCELSIOR-HENDERSON

1386 (85)	Super X	'99-'00	GYZ20HL	YTX20HL-BS	YTX20L-BS	-
-----------	---------	---------	---------	------------	-----------	---

GAS GAS

450	FSR450	'08	-	YTZ7S	YTX5L-BS	-
370	Pampera	'97	-	YTZ5S-BS	YTX4L-BS	-
320	Pampera	'98-'01	-	YTZ5S-BS	YTX4L-BS	-
250	Pampera	'96-'01	-	YTZ5S-BS	YTX4L-BS	-

GILERA

600	Nordwest	'93	-	YTX14AHL-BS	-	SYB14L-A2 †
	RC 600C	'93	-	YTX14AHL-BS	-	SYB14L-A2 †
	Top Rally, XRT		-	YTX14AHL-BS	-	SYB14L-A2 †
500	Dakota Kick-Start		-	-	-	12N5.5-3B
	Dakota E-Starter		-	-	-	YB10L-A2
350	Dakota Kick-Start		-	-	-	12N5.5-3B
	Dakota E-Starter		-	-	-	YB10L-A2
	ER Kick-Start		-	-	-	12N5.5-3B
	ER E-Starter		-	-	-	YB10L-A2
	XRT		-	YTX14AHL-BS	-	SYB14L-A2 †
250	Arizona Rally		-	-	-	YB10L-B
	RV NGR Kick-Start		-	-	-	12N5.5-3B
	RV NGR E-Starter		-	-	-	YB10L-B
200	Arizona		-	-	-	12N5.5-3B
	Arizona		-	-	-	YB9-B *
	Fast Bike		-	-	-	12N5.5-3B
	Fast Bike		-	-	-	YB9-B *
	RTX, RV, RX Kick-Start		-	-	-	12N5.5-3B
	RTX, RV, RX E-Starter		-	-	-	YB9-B *
	T4		-	-	-	12N5.5-3B
	Motocarro		-	-	-	B38-6A
125	Apache Kick-Start		-	-	-	12N5.5-3B
	Apache E-Starter		-	-	-	YB9-B *
	Arizona Kick-Start		-	-	-	12N5.5-3B
	Arizona E-Starter		-	-	-	YB9-B *
	Crona Kick-Start		-	-	-	12N5.5-3B
	Crona E-Starter		-	-	-	YB9-B *
	CX Kick-Start		-	-	-	12N5.5-3B
	CX E-Starter		-	-	-	YB9-B *
	Fast Bike Kick-Start		-	-	-	12N5.5-3B
	Fast Bike E-Starter		-	-	-	YB9-B *
	Freestyle Kick-Start		-	-	-	12N5.5-3B
	Freestyle E-Starter		-	-	-	YB9-B *
	GFR Kick-Start		-	-	-	12N5.5-3B
	GFR E-Starter		-	-	-	YB9-B *
	KK, KZ Kick-Start		-	-	-	12N5.5-3B
	KK, KZ E-Starter		-	-	-	YB9-B *
	MX1, MXR Kick-Start		-	-	-	12N5.5-3B
	MX1, MXR E-Starter		-	-	-	YB9-B *
	Nebraska Kick-Start		-	-	-	12N5.5-3B
	Nebraska E-Starter		-	-	-	YB9-B *
	R1, R1S Kick-Start		-	-	-	12N5.5-3B
	R1, R1S E-Starter		-	-	-	YB9-B *
	RC Rally		-	-	-	YB10L-B
	RTX, RV, RX Kick-Start		-	-	-	12N5.5-3B
	RTX, RV, RX E-Starter		-	-	-	YB9-B *
	SPO1, SPO2 Kick-Start		-	-	-	12N5.5-3B
	SPO1, SPO2 E-Starter		-	-	-	YB9-B *

HARLEY-DAVIDSON

	FLH, FLT, FLR Series (Touring)	'97-'23	GYZ32HL	YMX30L-BS	-	-
	FL, FLH Series (Touring)	'85-'96	-	YTX24HL	-	Y50-N18L-A-CX
	FL, FLH Series (Touring)	'65-'84	-	-	-	YHD-12H
	FLHS	'81-'86	GYZ20H	YTX20H-BS	-	-
	FX, FL (Softail)	'91-'23	GYZ20HL	YTX20HL-BS	YTX20L-BS	-
	FXST/FLST Series (Softail)	'84-'90	GYZ20H	YTX20H-BS	YTX20L-BS	YB16-B-CX
	FXD (Dyna) All	'91-'17	GYZ20HL	YTX20HL-BS	YTX20L-BS	-
	FX/FXR Series	'79-'94	GYZ20H	YTX20H-BS	YTX20L-BS	YB16-B-CX
	FXR Series	'99-'00	GYZ20H	YTX20H-BS	YTX20L-BS	YB16-B-CX
	FX Series (Electric Start)	'71-'78	-	YTX20H-BS	YTX20L-BS	YB16-B-CX
	FX Series (Kick Start)	'71-'72	-	-	-	YB7-A *
	VRSC V-Rod	'07-'17	GYZ20HL	YTX20HL ^{FA}	YTX20L ^{FA}	-
	VRSCR	'07	GYZ16H	YTX14H ^{FA}	-	-
	VRSC V-Rod	'02-'06	GYZ16H	YTX14H ^{FA}	-	-
	Pan-America	'21-up	GYZ16HL	-	YTX14L-BS	-
	XL, XLH, XR1200X (Sportster)	'04-'23	GYZ16HL	-	YTX14L-BS	-
	XL, XLH (Sportster)	'97-'03	-	YTX20HL-BS	YTX20L-BS	-
	XL, XLH (Sportster)	'87-'96	-	YTX20H-BS	YTX20L-BS	YB16-B-CX
	XL Series (Sportster)	'79-'85	-	YTX20H-BS	YTX20L-BS	YB16-B-CX
	1000 XLX-61, XR1000	'83-'85	-	YTX20H-BS	YTX20L-BS	YB16-B-CX
	XLCR Cafe Racer	'77-'78	-	YTX20H-BS	YTX20L-BS	YB16-B-CX
	XLCH Series (Sportster Kick Start)	'70-'78	-	-	-	YB7-A *
	XLH (Sportster Electric Start)	'67-'78	-	-	-	YHD-12H
	Street	'14-'21	GYZ16HL	-	YTX14L-BS	-
	MT500 (Military)	All Years	-	YTX14AHL-BS	-	SYB14L-A2
	SS350	All Years	-	-	-	6N11A-1B
	SS250, SX250	'75-'78	-	-	-	YB7L-B *
	SS175, SX175	'74-'78	-	-	-	YB7L-B *
	SS125, SX125	'74-'78	-	-	-	YB7L-B *
	SX125	'75-'78	-	-	-	YB7L-B *
	TX125	'73-'78	-	-	-	YB7L-B *
	Z90	'73-'76	-	-	-	YB7L-B *

HONDA

1800	GL1800 Gold Wing, F6B, F6C	'12-'21	GYZ220L	-	-	-
	GL1800 Gold Wing	'01-'10	GYZ220L	YTX20HL-BS	YTX20L-BS	-
	VTX1800CC, F, N, R, Retro, S	'02-'11	GYZ220L	YTX20HL-BS	YTX20L-BS	-
	NRX1800 Valkyrie Rune	'04-'05	GYZ220L	YTX20HL-BS	YTX20L-BS	-
1500	GL1500 Gold Wing	'88-'00	-	YTX24HL	-	Y50-N18L-A3
	GL1500 Valkyrie	'97-'03	GYZ16H	YTX14H-BS	YTX14L-BS	-
1300	CTX1300	'14	-	YTZ14S	-	-
	ST1300, A, P	'03-'12	-	YTZ14S	-	-
	VTX1300C, R, S, Retro	'03-'12	GYZ16H	YTX14H-BS	YTX14L-BS	-
	VT1300CS, CR, CT, CXA FURY	'09-'20	-	YTZ14S	-	-
1200	GL1200 Gold Wing	'84-'87	-	YTX24HL-BS	-	Y50-N18L-A-CX
	VFR1200F	'10-'14	-	YTZ14S	-	-
	VFR1200XD	'13	-	YTZ14S	-	-
	VFR1200X	'16-'17	-	YTZ14S	-	-
1100	CB1100F Super Sport	'83	-	YTX14AHL-BS	-	SYB14L-B2 †
	CB1100	'10-'14	-	YTX14H-BS	-	-
	CB1100EX	'17-	-	YTZ14S	-	-
	CBR1100XX	'01-'04	-	YTZ12S	-	-
	CBR1100XX	'97-'00	-	YTX12-BS	-	-
	GL1100 Gold Wing	'80-'83	-	YTX24HL-BS	-	Y50-N18L-A-CX
	ST1100, ABS-TCS, 1100A	'91-'02	GYZ16H	YTX14H-BS	YTX14L-BS	-
	VF1100C V65 Magna	'83-'86	GYZ20H	YTX20H	YTX20L-BS	YB18-A
	VF1100S V65 Sabre	'84-'85	GYZ20HL	YTX20HL	YTX20L-BS	YB18L-A
	VT1100C2 Shadow Sabre	'00-'07	GYZ16H	YTX14H-BS	YTX14L-BS	-

* See Battery Cross Reference Chart on page 17
 FA Must use factory activated battery
 † This battery includes a sensor

■ Top and front terminal mounts only
 C YTX series batteries may be used as an optional upgrade, but some modification to the hold down may be necessary. See battery label for retrofit cautions. "

MOTORCYCLE APPLICATIONS

MOTORCYCLE

CC	Model	Year	GYZ Series AGM	High Performance AGM	AGM	Yumicron / Conventional	CC	Model	Year	GYZ Series AGM	High Performance AGM	AGM	Yumicron / Conventional
	VT1100C, C3, T Shadow (Spirit, Aero, A. C. E. Tourer)	'01-'07	GYZ16H	YTX14H-BS	YTX14-BS	-		CB650R, RA	19-'20	-	YTZ10S	-	-
	"VT1100C, C3, T, Shadow (Spirit, Aero, A. C. E. Tourer) "	96-'00	-	-	-	HYB16A-AB		CB650F, RA	14-'20	-	YTZ10S	-	-
	VT1100C Shadow Spirit	'85-'97	-	-	-	HYB16A-AB		CX650C Custom	'83	-	YTX14AH-BS	-	YB14-A2
	VT1100C2 Shadow A. C. E.	'95-'99	-	-	-	HYB16A-AB		CX650T Turbo	'83	-	YTX14AH-BS	-	SYB14L-A2 †
1000	CB1000	'94-'95	-	YTX12-BS	-	-		GL650I Silver Wing Interstate	'83	-	YTX14AH-BS	-	SYB14L-A2 †
	CB1000C Custom	'83	-	YTX14AHL-BS	-	SYB14L-A2 †		NT650 Hawk GT	'88-'91	-	YTX9-BS	-	-
	CB1000R	'09-'18	-	YTZ10S	-	-		NT650V	98-'10	-	YTR9-BS	-	-
	CBF1000F	'09-'10	-	YTZ10S	-	-		NX650	'88-'89	-	YTX9-BS	-	-
	CBR1000F Hurricane	'87-'96	-	YTX14AHL-BS	-	YB14L-B2		SLR650	'97-'98	-	YTR9-BS	-	-
	CBR1000RA (ABS)	'08-'19	-	YTZ10S	-	-		Vigor 650	'99	-	YTR9-BS	-	-
	CBR1000RR	'08-'18	-	YTZ7S	-	-	600	XR650L	93-'20	-	YTX9-BS	-	-
	CBR1000RR	'04-'07	-	YTZ10S	-	-		CB600F (599)	'04-'06	-	YTZ8V	YTX7L-BS	-
	CBX1000 Super Sport	79-'80	GYZ20HL	YTX20HL-BS	YTX20L-BS	YB18L-A		CBR600	'87-'00	-	YTX9-BS	-	-
	CBX1000 Super Sport (Opt)	79-'80	-	YTX24L-BS	-	Y50-N18L-A-CX		CBR600RR, RA	'05-'19	-	YTZ10S	-	-
	CBX1000 Super Sport	81-'82	-	YTX24HL-BS	-	Y50-N18L-A-CX		CBR600F4i, 600RR	01-'16	-	YTZ10S	-	-
	CRF1000L Africa Twin	'16-'17	-	YTZ14S	-	-		VT600C, CD Shadow Deluxe	'04-'07	-	YTZ10S	-	-
	GL1000 Gold Wing	'75-'79	-	YTX24HL-BS	-	Y50-N18L-A-CX		VT600C, CD Shadow Deluxe, VLX	'88-'03	-	YTX9-BS	-	-
	RC213V-S	'16-'17	-	YTZ7S	YTX5L-BS	-		XL600R	'83-'87	-	-	YB3L-A	-
	RVT1000R RC51	'00-'06	-	YTZ12S	-	-		XL600V Transalp	'89-'90	-	-	YB12A-B	-
	VTR1000F Super Hawk	01-'05	-	YTZ12S	-	-	550	CB550 Four, K, SS	'74-'78	-	-	YB12A-A *	-
	VTR1000F Super Hawk	'97-'00	-	-	YTX12-BS	-		CB550SC Nighthawk	'83	-	-	YB12AL-A	-
	VF1000R, F	'84-'86	-	-	-	YB16B-A	500	CB500 Four, Twin	'71-'76	-	-	YB12A-A *	-
	XL1000V Varadero	'10-'12	-	YTX20CH-BS	YTX16-BS	-		CB500X, F	'13-'18	-	YTZ10S	-	-
954	CBR954RR	'02-'03	-	YTZ10S	-	-		CB500X, F	19-'20	-	YTZ8V	-	-
929	CBR929RR, RE	'00-'01	-	YTZ10S	-	-		CBR500R	'13-'18	-	YTZ10S	-	-
919	CB900F (919)	'02-'06	-	YTZ10S	-	-		CBR500, RA	19-'20	-	YTZ8V	-	-
900	CB900C, F	'80-'82	-	YTX14AHL-BS	-	SYB14L-A2 †		CMX500, A	17-'20	-	YTZ8V	-	-
	CBR900R, RR	'93-'99	-	-	YTX9-BS	-		CX500, C, D, T	'78-'82	-	YTX14AHL-BS	-	SYB14L-A2 †
800	PC800 Pacific Coast	'89-'98	-	-	YTX12-BS	-		FT500 Ascot	'82-'83	-	YTX14AHL-BS	-	SYB14L-A2 †
	VFR800F Interceptor	14-'16	-	YTZ12S	-	-		GB500	'89-'90	-	-	YB12A-B	-
	VFR800, A Interceptor, ABS	02-'12	-	YTZ12S	-	-		GL500, I Silver Wing	'81-'82	-	YTX14AHL-BS	-	SYB14L-A2 †
	VFR800FI Interceptor	'98-'01	-	-	YTX12-BS	-		VF500C V30 Magna	'84-'85	-	-	YB12A-A	-
	VT800C Shadow	'88	-	YTX14AH-BS	-	YB14-B2		VF500F Interceptor	'84-'86	-	-	YB12A-A	-
750	CB750 Nighthawk	'91-'03	-	YTX14AH-BS	-	YB14-A2		VT500C Shadow	'83-'86	-	-	YB12A-A	-
	CB750A Hondamatic	'76-'78	-	YTX24HL-BS	-	Y50-N18L-A-CX		VT500FT Ascot	'83-'84	-	-	YB12A-A	-
	CB750C Custom	'80-'82	-	YTX14AHL-BS	-	SYB14L-A2 †		XL500R	'82	-	-	YB3L-A	-
	CB750F Super Sport	'75-'82	-	YTX14AHL-BS	-	SYB14L-A2 †		XL500S	'79-'81	-	-	6N4-2A-4	-
	CB750K Four	'69-'82	-	YTX14AHL-BS	-	SYB14L-A2 †	450	CB450, SS	'67-'74	-	-	YB12A-A *	-
	CB750K Limited Edition	'79	-	YTX14AHL-BS	-	SYB14L-A2 †		CB450SC Nighthawk, T	'82-'86	-	-	YB12A-A	-
	CB750SC Nighthawk	'82-'83	-	YTX14AHL-BS	-	SYB14L-A2 †		CL450 Scrambler	'67-'74	-	-	YB12A-A *	-
	NC750X, XD	'18	-	YTZ14S	-	-		CM450A Hondamatic, E	'82-'83	-	-	YB12A-A	-
	RVF750R (RC45)	'94	-	-	YTX9-BS	-		CMX450C Rebel	86-'87	-	-	YB12A-A	-
	VF750C V45 Magna	'88	-	-	-	YB12A-A		CRF450X	'05-'17	-	YTZ7S	-	-
	VF750C V45 Magna	82-'83	-	YTX14AH-BS	-	YB14-A2		CRF450X	'19-'22	Not Available	-	-	-
	VF750C, C2, D Magna	'94-'03	-	-	YTX12-BS	-		CRF450L	'17-'22	Not Available	-	-	-
	VF750F V45 Interceptor	'83-'84	-	YTX14AH-BS	-	YB14-A2	400	CB400A	'78	-	-	YB12A-A	-
	VF750S V45 Sabre	'82-'83	-	YTX14AHL-BS	-	SYB14L-A2 †		CB400F CB-1	'89-'90	-	YTX9-BS	-	-
	VFR750F Interceptor	'86	-	-	-	YB12A-B		CB400F Super Sport	'75-'77	-	-	YB12A-A *	-
	VFR750F	'90-'97	-	-	YTX12-BS	-		CB400T Hawk, Hawk II	'78-'81	-	-	YB12A-A	-
	VFR750R (RC30)	'90	-	-	YTX9-BS	-		CB400TI Hawk I	78-'79	-	-	YB9-B *	-
	VT750C, CA, C2	04-'08	-	YTZ12S	-	-		CM400 (All)	'79-'81	-	-	YB12A-A	-
	VT750C Shadow	'83	-	-	-	HYB16A-AB		CB360, G, T	'74-'76	-	-	YB12A-A *	-
	VT750C, CA, CD Shadow	'98-'03	-	YTX14H-BS	YTX14-BS	-	360	CJ360T †	'76-'77	-	-	YB9-B *	-
	VT750C, CA, C2 Shadow	'04-'09	-	YTZ12S	-	-		CL360 Scrambler	'74-'75	-	-	YB12A-A *	-
	VT750C, C2, C2B, RS Shadow / Phantom/Aero	'10-'24	-	YTZ14S	-	-		CB350 Super Sport Four	'68-'74	-	-	YB12A-A *	-
	VT750DC, DCA, DCB Shadow Spirit	'01-'03	-	YTZ14S	-	-	350	CL350 Scrambler	'68-'73	-	-	YB12A-A *	-
700	CB700SC Nighthawk 'S'	84-'86	-	-	-	YB14L-A1		SL350 Motosport	'70-'73	-	-	12N5-4B	-
	CTX700	'14-'18	-	YTZ12S	-	-		SL350 Motosport	'69-'70	-	-	YB12A-A *	-
	VF700C Magna	'87	-	-	-	YB12A-A		XL350	'74-'78	-	-	6N6-3B	-
	VF700C Magna	'84-'86	-	YTX14AH-BS	-	YB14-A2		XL350R	'84-'85	-	-	YB3L-A	-
	VF700F Interceptor	'84-'85	-	YTX14AH-BS	-	YB14-A2	305	CA77 Dream Touring (late)	'63-'69	-	-	12N9-3A	-
	VF700S Sabrer	'84-'85	-	YTX14AHL-BS	-	SYB14L-A2 †		CB77 Super Hawk	'61-'68	-	-	12N9-3A	-
	VFR700 Interceptor	'86-'87	-	-	-	YB12A-B		CL77 Scrambler	'65-'68	-	-	12N5-4B	-
	VT700C Shadow	'86-'87	-	YTX14AH-BS	-	YB14-B2	300	CB300F	'15-'18	-	YTZ8V	YTX7L-BS	-
	VT700C Shadow	'84-'85	-	-	-	HYB16A-AB		CBR300R, RA	15-'20	-	YTZ8V	YTX7L-BS	-
	NT700V	'10-'13	-	YTZ14S	-	-		CB300R, RA	'19-'20	-	YTZ8V	-	-
	NC700X	'12-'17	-	YTZ12S	-	-		CBF300N, NA	21-'22	-	YTZ8V	-	-
	NC700J (NM4)	'15-'16	-	YTZ12S	-	-		CMX300, A	17-'20	-	YTZ8V	-	-
680	DN-01	'09-'13	-	YTZ14S	-	-	250	CA72 Dream Touring (late)	'63-'66	-	-	12N9-3A	-
650	CB650, Custom	'79-'82	-	-	-	YB12A-A		CB250 Nighthawk	91-'09	-	YTZ8V	YTX7L-BS	-
	CB650SC Nighthawk	83-'85	-	-	-	YB12AL-A		CB72 Hawk	'61-'66	-	-	12N9-3A	-
	CB650SC Nighthawk	'82	-	-	-	YB12A-A		CBR250R	11-'13	-	YTZ8V	YTX7L-BS	-
	CB650F, FA	'18	-	YTZ10S	-	-		CL72 Scrambler	'62-'65	-	-	12N5-4B	-
								CM250C Custom	'82-'83	-	-	YB9-B *	-
								CMX250C Rebel	'96-'16	-	YTZ8V	YTX7L-BS	-
								CMX250C Rebel, LTD	'85-'87	-	-	YB9L-B	-

* See Battery Cross Reference Chart on page 17

† This battery includes a sensor

‡ Top and front terminal mounts only

‡ YTX series batteries may be used as an optional upgrade, but some modification to the hold down may be necessary. See battery label for retrofit cautions. "

MOTORCYCLE APPLICATIONS

MOTORCYCLE

CC	Model	Year	GYZ Series AGM	High Performance AGM	AGM	Yumicron / Conventional	CC	Model	Year	GYZ Series AGM	High Performance AGM	AGM	Yumicron / Conventional
	Chief Classic, Vintage, Dark Horse	'12-'13	-	YTX24HL-BS	-	-		Ninja GPZ900R ZX900A1-A16	'84-'03	-	YTX14AHL-BS	-	SYB14L-A2†
	Chief (all models)	'09-'11	GYZ20H	YTX20H-BS	YTX20-BS	-		ZX900-B Ninja (ZX-9R)	'94-'97	-	-	YTX12-BS	-
	Chief	'02-'03	-	YTX24HL-BS	-	-		ZX900-C Ninja (ZX-9R)	'98-'99	-	-	YTX9-BS	-
	Scout, Spirit	'02-'03	GYZ20H	YTX20H-BS	YTX20-BS	-		ZX900-E, F Ninja (ZX-9R)	'00-'03	-	-	YTX9-BS	-
	FTR 1200	19-'24	GYZ16H	YTX14H-BS	-	-	800	VN800-A, B, E Vulcan, Classic, Drifter	'04-'06	-	-	YTX12-BS	-
	All Models	'99-'01	GYZ20H	YTX20H-BS	YTX20-BS	-		VN800-A, B, C, E Vulcan, Classic, Drifter	'95-'03	GYZ16H	YTX14H-BS	YTX14-BS	-
	Scout, Bobber	'15-'24	-	YTX14AH	-	-		W800 Café	'19-'23	-	-	YTX12-BS	-
	Scout Sixty	'16-'24	-	YTX14AH	-	-		Z800, ABS	'13-'16	-	-	YTX9-BS	-
								H2 Series	'72-'75	-	-	-	12N5.5-4A
KAWASAKI								KZ750, LTD, CSR	'76-'79	-	YTX14AHL-BS	-	SYB14L-A2†
2000	VN2000-A Vulcan	'04-'10	-	YTX20CH-BS	YTX16-BS	-	750	KZ750-E, H, L LTD	'80-'83	-	-	-	YB12A-A
1700	VN1700 Voyager, Nomad, Vulcan Vaguer	'09-'23	-	YTX20CH-BS	-	-		KZ750-F LTD, Spectre	'83	-	YTX14AHL-BS	-	SYB14L-A2†
1600	VN1600-A Vulcan Classic, D, Nomad	'03-'09	-	YTX20CH-BS	YTX16-BS	-		KZ750-L Ninja	'93	-	-	YTX9-BS	-
	VN1600-B Vulcan Mean Streak	'04-'09	-	YTX20CH-BS	YTX16-BS	-		KZ750-R GP	'82	-	-	-	YB12A-A
1500	VN1500 Vulcan 88, SE	'87-'98	-	YTX24HL-BS	-	Y50-N18L-A-CX		VN750-A Vulcan	'86-'06	-	YTX14AHL-BS	-	SYB14L-A2†
	VN1500-C Vulcan L	'96-'97	-	YTX24HL-BS	-	Y50-N18L-A-CX		ZN750-A LTD	'84-'85	-	YTX14AHL-BS	-	SYB14L-A2†
	VN1500-G, J, L, R, Vulcan Nomad, Drifter	'99-'05	-	YTX20CH-BS	YTX16-BS	-		ZR-7, S	'00-'03	-	-	YTX12-BS	-
	VN1500-D, E, N Vulcan Classic	'96-'09	-	YTX20CH-BS	YTX16-BS	-		ZR750 (ZR750S)	'05-'06	-	-	YTX9-BS	-
	VN1500-P Vulcan Mean Streak	'02-'03	-	YTX20CH-BS	YTX16-BS	-		ZR750-C Zephyr	'91-'94	-	-	YTX12-BS	-
1400	Ninja ZX-14R, ABS	'06-'23	GYZ16H	YTX14H-BS	-	-		ZX750-E Turbo, GPz	'83-'85	-	-	-	SYB14L-A2†
	ZG1400 Concours, ABS	'08-'22	GYZ16H	YTX14H-BS	-	-		ZX750-F Ninja	'87-'90	-	YTX14AHL-BS	-	SYB14L-A2†
1300	KZ1300 Touring	'79-'82	-	YTX24HL-BS	-	Y50-N18L-A-CX		ZX750-H Ninja ZX-7	'90	-	-	-	YB12AL-A2
	ZN1300-A Voyager	'83-'88	-	-	-	12N24-3		ZX750-H Ninja ZX-7	'89	-	YTX14AHL-BS	-	SYB14L-A2†
1200	1200 ZG1200 Voyager XII	'86-'03	-	YTX24HL-BS	-	SY50-N18L-AT		ZX750-J Ninja ZX-7	'91-'95	-	-	YTX12-BS	-
	ZRX1200R	'01-'05	GYZ16H	YTX14H-BS	YTX14-BS	-		ZX750-Ninja ZX-7RR	'91-'97	-	-	YTX9-BS	-
	ZRX1200 DAEG	'09-'13	-	-	-	-		ZX750-P Ninja ZX-7R	'96-'03	-	-	YTX12-BS	-
	Ninja ZX-12R	'00-'05	GYZ16H	YTX14H-BS	YTX14-BS	-	700	KZ700-A	'84	-	-	-	YB12A-A
	ZZR1200	'02-'05	GYZ16H	YTX14H-BS	YTX14-BS	-		VN700-A Vulcan	'85	-	YTX14AHL-BS	-	SYB14L-A2†
1100	KZ1100-A LTD	'81-'83	GYZ20HL	YTX20HL-BS	YTX20L-BS	YB18L-A		ZN700-A LTD	'84-'85	-	YTX14AHL-BS	-	SYB14L-A2†
	KZ1100-B GP	'81-'82	GYZ20HL	YTX20HL-BS	YTX20L-BS	YB16L-B	650	ER6n	'09-'12	-	-	YTX12-BS	-
	ZN1100-B LTD	'84-'85	-	YTX14AHL-BS	-	SYB14L-A2†		KL650, Adv., Trav.	'22-'23	-	-	YTX9-BS	-
	ZR1100	'92-'95	-	YTX20CH-BS	YTX16-BS	-		KL650-A, E, KLR	'87-'18	-	YTX14AHL-BS	-	SYB14L-A2†
	ZRX1100	'99-'00	GYZ16H	YTX14H-BS	YTX14-BS	-		KL650-B Tengai	'90-'91	-	YTX14AHL-BS	-	SYB14L-A2†
	ZX1100-A GPz	'83-'84	-	-	-	SYB16L-B		KL650 Versys	'08-'23	-	-	YTX12-BS	-
	ZX1100-C Ninja ZX-11	'90-'93	-	YTX14AHL-BS	-	SYB14L-A2†		KLX650C, R	'93-'96	-	-	YTX9-BS	-
	ZX1100-D Ninja ZX-11 (CN)	'93-'94	GYZ16H	YTX14H-BS	YTX14-BS	-		KLX650 SR, LTD, Custom	'77-'80	-	-	-	YB10L-A2*
	ZX1100-E Ninja ZX-11	'95-'01	GYZ16H	YTX14H-BS	YTX14-BS	-		KZ650-H CSR	'81-'83	-	-	-	YB12A-A
	ZX1100-F (GPz1100)	'95-'97	GYZ16H	YTX14H-BS	YTX14-BS	-		Ninja 650, ABS	'17-'23	-	YTZ10S	-	-
1000	KZ1000-P Police	'02-'03/'05	GYZ20HL	YTX20HL-BS	YTX20L-BS	-		Ninja 650R, ABS	'12-'16	-	-	YTZ12A-BS	-
	KZ1000-P Police	'82-'01	GYZ20HL	YTX20HL-BS	YTX20L-BS	YB18L-A		Ninja 650R	'06-'11	-	-	YTX12-BS	-
	KZ1000-C Police	'80-'81	GYZ20HL	YTX20HL-BS	YTX20L-BS	YB16L-B		Vulcan S ABS, CAFÉ, SE	'15-'23	-	YTZ10S	-	-
	KZ1000-C Police, Z1-R	'78-'79	-	YTX14AHL-BS	-	SYB14L-A2†		W Series	'66-'70	-	-	-	YB7L-B*
	KZ1000-D, Z1-R	'78-'80	-	YTX14AHL-BS	-	YB14L-A2		W650	'00-'02	GYZ16H	YTX14H-BS	YTX14-BS	-
	KZ1000, LTD	'77-'80	-	YTX14AHL-BS	-	SYB14L-A2†		Z650 ABS	'17-'22	-	YTZ10S	-	-
	KZ1000-E ST, Shaft	'79-'80	GYZ20HL	YTX20HL-BS	YTX20L-BS	YB16L-B	636	ZX636-B, C Ninja ZX-6R, ABS	'03-'22	-	-	YTX9-BS	-
	KZ1000-G Classic	'80	-	YTX14AHL-BS	-	SYB14L-A2†	600	KL600-A KLR	'85-'86	-	YTX14AHL-BS	-	SYB14L-A2†
	KZ1000, LTD, CSR	'81-'83	GYZ20HL	YTX20HL-BS	YTX20L-BS	YB18L-A		ZL600 (All)	'86-'97	-	-	-	YB12A-A
	KZ1000-R Replica	'82-'83	GYZ20HL	YTX20HL-BS	YTX20L-BS	YB18L-A		ZX600-A, B, C, D Ninja	'85-'96	-	-	-	YB12A-A
	Z1000, ABS	'14-'16	-	-	YTZ12A-BS	-		ZX600-FA Ninja ZX-6R	'08-'23	-	-	YTX9-BS	-
	Z1000, ABS	'03-'13	-	-	YTX9-BS	-		ZX600-E, F Ninja ZX-6, 6R	'93-'02	-	-	YTX12-BS	-
	ZG1000-A Concours	'86-'06	GYZ20HL	YTX20HL-BS	YTX20L-BS	YB18L-A		ZX600-G, J Ninja ZX-6R	'98-'08	-	-	YTX9-BS	-
	ZH2	'22	-	-	YTX9-BS	-		ZX600-K, M, N Ninja ZX-6RR	'03-'06	-	-	YTX9-BS	-
	ZL1000-A	'87	-	YTX14AHL-BS	-	SYB14L-A2†		ZXR600	'05-'09	-	-	YTX9-BS	-
	ZX10R	'86-'90	-	YTX14AHL-BS	-	SYB14L-A2†		ZXR600	'02-'04	-	-	YTX12-BS	-
	ZX10R WITH ABS	'11-'23	-	YTZ10S	-	-	550	KZ550, LTD, GP	'80-'83	-	-	-	YB12A-A
	ZX10R (non ABS)	'04-'10	-	YTZ12B-BS	-	-		KZ550-F LTD	'84	-	-	-	YB12A-A**
	ZX10R (non ABS)	'11-'15	-	YTZ7S	-	-		KZ550-F Spectre	'83	-	-	-	YB12A-A**
	ZX10R (non ABS), ZX-10RR	'16-'23	-	YTZ10S	-	-		KZ550-H GP	'82-'83	-	-	-	YB12A-A†
	ZX1000-A Ninja 1000R, GPZ1000RX	'86-'87	-	YTX14AHL-BS	-	SYB14L-A2†		ZR550-B Zephyr	'90-'92	-	-	-	YB12A-A
	ZX1000-B Ninja ZX10	'88-'89	-	YTX14AHL-BS	-	SYB14L-A2†		ZX550-A GPz	'84-'86	-	-	-	YB12A-A†
	ZX1000-C Ninja ZX-10R	'04-'10	-	-	YTZ12B-BS	-	500	EN500-A Vulcan	'90-'96	-	-	-	YB12A-A
	Ninja 1000, ABS	'17-'23	-	-	YTX9-BS	-		EN500-C Vulcan LTD	'96-'10	-	-	-	YB12AL-A2
	Ninja 1000, ABS	'14-'16	-	-	YTZ12A-BS	-		EX500-A	'87-'93	-	YTX14AHL-BS	-	YB14L-A2
	Ninja 1000, ABS	'11-'13	-	-	YTX9-BS	-		EX500-D Ninja 500	'94-'10	-	YTX14AHL-BS	-	YB14L-A2
	Ninja 1000 SX	'22	-	-	YTX9-BS	-		H1 Series	'73-'75	-	-	-	YB9L-B*
	Ninja H2, H2R, Carbon, SX SE	'15-'23	-	YTZ10S	-	-		H1 Series	'69-'72	-	-	-	YB9-B*
	Ninja ZX-10RR	'17-'19	-	YTZ10S	-	-		KH500-A	'76	-	-	-	YB9L-B*
	Versys 1000, LT	'15-'23	-	-	YTX9-BS	-	450	EM450-A 454 LTD	'85-'90	-	-	-	YB12A-A
900	KZ900, LTD	'76-'77	-	-	-	YB10L-A2		KLX450R	'08-'19	-	YTZ7S	-	-
	Vulcan 900 Classic, Custom	'06-'23	-	-	YTX12-BS	-	440	KZ440 (All)400 KH400-A	'80-'83	-	-	-	YB12A-A
	Z900 (Z1 Series)	'72-'76	-	YTX14AHL-BS	-	SYB14L-A2†	400	Ninja 400, ABS	'08-'23	-	-	YTX9-BS	-
	Z900 ABS, Z900RS ABS, Café	'17-'22	-	-	YTX9-BS	-		KH400-A	'76-'78	-	-	-	12N5.5-4A
	ZL900-A Eliminator	'85-'86	-	YTX14AHL-BS	-	SYB14L-A2†		KLX400R, KLX400SR	'03	-	-	YTX7B-BS	-
								KZ400 Deluxe	'77-'79	-	-	-	YB12A-A*

* See Battery Cross Reference Chart on page 17
† This battery includes a sensor

** When ordering this battery, specify terminal adapter
‡ Top and front terminal mounts only

MOTORCYCLE APPLICATIONS

CC	Model	Year	GYZ Series AGM	High Performance AGM	AGM	Yumicron / Conventional	CC	Model	Year	GYZ Series AGM	High Performance AGM	AGM	Yumicron / Conventional	
	KZ400-C	'78	-	-	-	12N5.5-4A		Supermoto, SM R	'09-'13	-	YTZ14S	-	-	
	KZ400-D, H	'74-'79	-	-	-	YB12A-A *		Adventure	'03-'13	-	YTZ14S	-	-	
	KZ400-aS	'75-'77	-	-	-	12N5.5-4A	950	Superenduro	'09-'11	-	YTZ14S	-	-	
	S3 Series	'74-'75	-	-	-	12N5.5-4A	890	Adventure	'21-UP	-	YTZ10S	-	-	
	Z400 ABS	'19-'22	-	-	YTX9-BS	-	Duke	'21-UP	-	YTZ10S	-	-		
	ZX-4RR	'23-	-	YTZ10S	-	-	790	Adventure	'19-'20	-	YTZ10S	-	-	
350	A7 Series	'66-'71	-	-	-	YB9-B *		Duke	'19-'20	-	YTZ10S	-	-	
	F5 Series	'70-'71	-	-	-	6N2-2A-3	690	Duke	'08-'12	-	YTZ10S	-	-	
	F9 Series	'73-'75	-	-	-	6N4B-2A-3		Duke	'13-'17	-	-	YTX9-BS	-	
	F9 Series	'72	-	-	-	6N2-2A-3		Supermoto, SM R	'07-'13	-	YTZ10S	-	-	
	S2 Series	'72-'73	-	-	-	12N5.5-4A		Enduro R	'08-'20	-	YTZ10S	-	-	
305	EX305-B GP	'83	-	-	-	YB9L-A2		SMC-R	'19-'20	-	YTZ10S	-	-	
	KZ305 CSR, LTD	'81-'88	-	-	-	YB10L-A2		640	Advertiser, Duke, RXC LC4 Super Moto	'99-'02	-	YTX9-BS	-	
300	EX300 Ninja, ABS	'13-'17	-	-	YTX9-BS	-		Duke II, LC4, Adventure	'03-'08	-	YTZ10S	-	-	
	Versys-X 300, ABS (KLE300C)	'17-'23	-	-	YTX9-BS	-		625	SMC, SXC	'03-'09	-	YTZ10S	-	-
	KLX300, SM	'23-	-	YTZ7S	-	-		620	Adventure, Duke, LC4	'96-'98	-	-	YTX9-BS	-
	KLX300R	'20-'23	-	YTZ6V	-	-		530	EXC, Racing	'08-'12	-	YTZ7S	YTX5L-BS	-
250	EX250, Ninja 250R	'08	-	-	YTX7A-BS	-		XC-W	'09-'12	-	YTZ7S	YTX5L-BS	-	
	EX250, Ninja 250R	'09-'12	-	-	YTX9-BS	-		525	EXC Racing	'03-'07	-	YTZ5S-BS	YTX4L-BS	-
	A1 Series	'66-'71	-	-	-	YB9-B *		MX Desert Racing	'03	-	YTZ7S	YTX5L-BS	-	
	EL250, HS	'88-'93	-	-	-	YB9L-A2		MXC Racing	'00	-	YTZ7S	YTX5L-BS	-	
	EX250 Ninja	95-'07	-	YTZ8V	YTX7L-BS	-		520	E/XC, M/XC Racing 4-Stroke	'00-'02	-	YTZ5S-BS	YTX4L-BS	-
	EX250 Ninja	86-'94	-	-	-	YB9L-A2		E/XC, M/XC Racing 4-Stroke (Opt)	'00-'02	-	YTZ7S	YTX5L-BS	-	
	F4 Series	'69-'70	-	-	-	12N5.5-4A		450	EXC Racing	'03-'05	-	YTZ5S-BS	YTX4L-BS	-
	F8 Series	'71-'72	-	-	-	6N2-2A-3		EXC Racing	'05-'13	-	YTZ7S	YTX5L-BS	-	
	F11 Series	'73-'75	-	-	-	6N4B-2A-3		EXC Racing	'08-'10	-	YTZ7S	YTX5L-BS	-	
	KE250-B	'77-'79	-	-	-	6N6-1D-2		SX-F, XC-F, XC-W	'11-'15	-	YTZ5S-BS	YTX4L-BS	-	
	KH250-A	'76	-	-	-	12N5.5-4A		SX-F	'09-'12	-	YTZ7S	YTX5L-BS	-	
	KL250 Super Sherpa	'00-'10	-	YTZ8V	YTX7L-BS	-		450SMR	'13	-	YTZ5S-BS	YTX4L-BS	-	
	KL250	'78-'84	-	-	-	6N6-1D-2		450SMR	'05-'11	-	YTZ7S	YTX5L-BS	-	
	KL250-D KLR	'85-'05	-	-	-	YB4L-A	400	EXC, Racing	'03-'05	-	YTZ5S-BS	YTX4L-BS	-	
	KL250,S,SF,Camo	'06-'20	-	YTZ8V	YTX7L-BS	-		EXC, Racing	'09-'10	-	YTZ7S	YTX5L-BS	-	
	KZ250 CSR, LTD	'80-'83	-	-	-	YB10L-A2 *		XC-W	'00-'02	-	YTZ5S-BS	YTX4L-BS	-	
	S1 Series	'73-'75	-	-	-	12N5.5-4A		E/XC Racing 4-Stroke	'00-'02	-	YTZ7S	YTX5L-BS	-	
230	KLX230, S, SE, SM, ABS	'20-'23	-	-	YTX7A-BS	-		E/XC Racing 4-Stroke (Opt)	'96-'98	-	YTZ7S	YTX9-BS	-	
	KLX230R	'20-'23	-	YTZ7S	YTX5L-BS	-		LC4 E/XC	'96-'98	-	-	YTX9-BS	-	
200	KZ200-A	'78-'79	-	-	-	YB10L-B		RXC LC4	'96-'01	-	-	YTX9-BS	-	
175	F7 Series	'71-'75	-	-	-	6N4-2A-5	390	Duke	'15-'18	-	-	YTX9-BS	-	
	KE175-B	'76-'78	-	-	-	6N6-1D-2		RC 390	'18	-	-	YTX9-BS	-	
	W175 SE	'19	-	YTZ8V	YTX7L-BS	-	350	XC-F	'11-'12	-	YTZ7S	YTX5L-BS	-	
140	KLX140, G, L	'08-'23	-	YTZ8V	YTX7L	-		SX-F	'11-'15	-	YTZ5S-BS	YTX4L-BS	-	
125	BN125 Eliminator	01-'10	-	-	-	YB9-B		EXC-F	'14	-	YTZ5S-BS	YTX4L-BS	-	
	F6 Series	'71-'73	-	-	-	6N4-2A-5		Freeride	'13	-	YTZ7S	YTX5L-BS	-	
	KE125-A	'76-'83	-	-	-	6N6-1D-2	300	XC, XC-W, EXC-F	'11-'13	-	YTZ5S-BS	YTX4L-BS	-	
	KS125 Series	'74-'75	-	-	-	6N6-1D-2		XC, XC-W	'14	-	YTZ7S	YTX5L-BS	-	
	Z125 PRO	'17-'19	-	YTZ5S-BS	YTX4L-BS	-		EXC, XC-W	'05-'10	-	YTZ7S	YTX5L-BS	-	
120	C2SS RoadRunner	'67-'69	-	-	-	6N4-2A-3	250	EXC, Racing	'03-'05	-	YTZ5S-BS	-	-	
	C2TR RoadRunner	'67-'69	-	-	-	6N4-2A-3		EXC, Racing	'05-'10	-	YTZ5S-BS	-	-	
110	KLX110, L	'03-'23	-	YTZ5S-BS	YTX4L-BS	-		EXF	'05-'10	-	YTZ7S	YTX5L-BS	-	
100	G3SS Series	'75	-	-	-	6N4-2A-5		XC, EXC	'11-'12	-	YTZ5S-BS	YTX4L-BS	-	
	G3TR Series	'71	-	-	-	6N4-2A-3 ††		EXC-F	'11-'12	-	YTZ7S	YTX5L-BS	-	
	G4TR Series	'73-'75	-	-	-	6N4-2A-5		SX-F, EXC, EXC-F	'12-'15	-	YTZ5S-BS	YTX4L-BS	-	
	G4TR Series	'70-'72	-	-	-	6N4-2A-5		EXC-F, SX-F, XC	'16-'20	NOT AVAILABLE	-	-	-	
	G5 Series	'74-'75	-	-	-	6N2-2A-3		XC-F	'07-'11	-	YTZ7S*	YTX5L-BS	-	
	G5 Series	'72-'73	-	-	-	6N4-2A-5		XC-W	'08-'13	-	YTZ5S-BS*	YTX4L-BS	-	
	KE100-A	'79-'81	-	-	-	6N4-2A-3		XC-W	'14	-	YTZ7S*	YTX5L-BS	-	
	KE100-A	'76-'78	-	-	-	6N6-1D-2		XC-W, XCF-W	'15-'17	-	YTZ5S-BS*	YTX4L-BS	-	
	KE100-B	'82-'01	-	-	-	6N4-2A-5		XC-W	'18-'20	NOT AVAILABLE	-	-	-	
	KH100-B	'76-'77	-	-	-	6N6-1D-2		XCF-W	'06-'11	-	YTZ7S*	YTX5L-BS	-	
	KM100-A	'79-'81	-	-	-	6N4-2A-5	200	Duke	'13	-	-	YTX9-BS	-	
	KM100-A	'76-'78	-	-	-	6N4-2A-5		200 XC-W	'14	-	YTZ7S	YTX5L-BS	-	
	KV100-A	'76	-	-	-	6N4-2A-5		200 XC-W	'13, '15-'16	-	YTZ5S-BS	YTX4L-BS	-	
90	G3SS Series	'73-'74	-	-	-	6N4-2A-5	150	XC-W	'20	NOT AVAILABLE	-	-	-	
	G3SS Series	'69-'72	-	-	-	6N4-2A-5	125	Duke	'13	-	-	YTZ8V	YTX7L-BS	-
	G3TR Series	'69-'70	-	-	-	6N4-2A-3 ††								
	MC1 SERIES	'73-'75	-	-	-	6N4-2A-5								

KTM

1290	Super Duke R	'21-UP	-	YTZ14S	-	-
	Super Duke, R, EVO	'14-'22	GYZ16H	YTX14H-BS	YTX14-BS	-
	Super Duke GT	'17-'19	-	YTZ14S	-	-
	Super Adventure	'14-'20	-	YTZ14S	-	-
1190	RC8	'09-'16	-	YTZ14S	-	-
	Adventure	'13-'16	-	YTZ14S	-	-
1090	Adventure	'17-'19	-	YTZ14S	-	-
990	Super Duke	'03-'13	-	YTZ14S	-	-

KYMCO

250	Venox250	'09-'10	-	YTX9-BS	-	-
-----	----------	---------	---	---------	---	---

MOTO GUZZI

1400	AUDACE	'16-'18	GYZ20H	YTX20H-BS	YTX20-BS	-
1380	California	'13-'18	GYZ20H	YTX20H-BS	YTX20-BS	-
	Eldorado	'16-'19	GYZ20H	YTX20H-BS	YTX20-BS	-
	MGX-21 Flying Fortress	'16	GYZ20H	YTX20H-BS	YTX20-BS	-
1100	California (CA only)	'03-'05	-	-	YTX15L-BS	-
	California, Special, Jackal, Brevia, Griso	'05-'13	-	YTX20CH-BS	-	-
	Stone, EV	'94-'05	GYZ32HL	YTX30L-BS	-	53030

* See Battery Cross Reference Chart on page 17

†† G3SS and G3TR models having the engine production #235611 and above, use a 6N4-2A-5 battery

FA Must use factory activated battery

MOTORCYCLE APPLICATIONS

CC	Model	Year	GYZ Series AGM	High Performance AGM	AGM	Yumicron / Conventional	CC	Model	Year	GYZ Series AGM	High Performance AGM	AGM	Yumicron / Conventional
	Quota 1100 ES	'99-'02	-	-	YTX15L FA	-		PX150E-ARC		-	-	-	YB9-B
	Sport 1100i	'97-'99	-	-	YTX15L-BS	-		PX200-ARC		-	-	-	YB9-B
	V11 Bassa	'99-'00	GYZ32HL	YX30L-BS	-	53030		PX200E-ARC		-	-	-	12N5.5-3B
	V11 EV	'98-'99	GYZ32HL	YX30L-BS	-	53030		PX200GS		-	-	-	YB9-B
	V11 Le Mans, Sport	'99-'05	-	-	YTX15L FA	-		Quartz, Sactto, Sfera 50, Sfera 80, Skipper 125/150		-	-	-	-
1064	California Classic, Vintage	'12	GYZ20HL	YTX20HL-BS	YTX20L-BS	-		Vespa 50 Elestart		-	-	-	6N11A-1B (x 2)
1000	California III	'89-'93	GYZ32HL	YX30L-BS	-	53030		Vespa 125 Sprint		-	-	-	B39-6
	Convert		GYZ32HL	YX30L-BS	-	53030		Vespa 150 GL		-	-	-	B39-6
	Daytona		GYZ32HL	YX30L-BS	-	53030		Vespa PK 50 FL/FL2 (c/av.)		-	-	-	YB7-A
	Le Mans		GYZ32HL	YX30L-BS	-	53030		Zip - Zip (Fast Rider)		-	-	-	YB4L-B
	Mille		GYZ32HL	YX30L-BS	-	53030							
	1000NT		GYZ32HL	YX30L-BS	-	53030							
	Quota		GYZ32HL	YX30L-BS	-	53030							
	V10 Centauro Sport, GT	'99- End	-	-	YTX15L FA	-							
936	Bellaio	'10	GYZ20HL	YTX20HL-BS	YTX20L-BS	-							
853	V9 Bobber, Roamer	'16-'19	GYZ16H	YTX14H-BS*	YTX14-BS	-							
850	Le Man		GYZ32HL	YX30L-BS	-	53030							
	T3, T4, T5		GYZ32HL	YX30L-BS	-	53030							
750	Breva 750	'04-'10	-	YTX14AHL-BS	-	-							
	V7 Classic	'08-'12	-	YTX14AHL-BS	-	-							
	Nevada		GYZ20HL	YTX20HL-BS	YTX20L-BS	YB18L-A							
	Nevada 750 Classic	'10	-	YTX14AHL-BS	-	-							
	NTX		GYZ20HL	YTX20HL-BS	YTX20L-BS	YB18L-A							
	Strada		GYZ20HL	YTX20HL-BS	YTX20L-BS	YB18L-A							
	V7		GYZ32HL	YX30L-BS	-	53030							
	V7, Racer, Scrambler, Stone, Special	'13-'20	GYZ16H	YTX14H-BS	YTX14-BS	-							
	V7 Racer	'11-'12	-	YTX14AHL-BS	-	-							
	V7 III Carbon Shine, Dark, Milano, Rough	'18	GYZ16H	YTX14H-BS	YTX14-BS	-							
	V75		GYZ20HL	YTX20HL-BS	YTX20L-BS	YB18L-A							
650	NTX		GYZ20HL	YTX20HL-BS	YTX20L-BS	YB18L-A							
	V65		GYZ32HL	YX30L-BS	-	53030							
	V65 Florida		GYZ20HL	YTX20HL-BS	YTX20L-BS	YB18L-A							
500	Falcone		-	-	-	B39-6A							
	Falcone u.t.		GYZ20HL	YTX20HL-BS	YTX20L-BS	YB18L-A							
	V50		GYZ32HL	YX30L-BS	-	53030							

POLARIS-SLINGSHOT

All	All Models	'16-up	GYZ32HL	YX30L-BS	-	-
-----	------------	--------	---------	----------	---	---

PUCH

	Cobra 80		-	-	-	B39-6
	Cobra GTL, Daytona N50, Monza		-	-	-	B39-6
	Lido SL50, Lido Vario		-	-	-	YB4L-B
	Monza GP, Monza GX, Monza X		-	-	-	B39-6

ROYAL ENFIELD

650	Int 650, Continental GT 650	'19-'20	GYZ16H	YTX14H-BS	YTX14-BS	-
535	Continental GT 535	'14-'22	-	YTX14AHL-BS	-	-
500	Classic 500, Bullet 500	'09-'22	-	YTX14AHL-BS	-	-
	All Kick-start Models	'95-'99	-	-	-	YB7-A*
	All Kick-start Models	'00-'03	-	-	-	YB5L-B*
	All Electric Start Models	'00-'03	-	YTX14AHL-BS	-	YB14L-A2
411	Himalayan	'17-'22	-	-	YTX9-BS	-
350	All Kick-start Models	'95-'99	-	-	-	YB7-A*
	All Kick-start Models	'00-'03	-	-	-	YB5L-B*
	Classic 350, Meteor 350	22	-	-	YTX9-BS	-
	All Electric Start Models	'00-'03	-	YTX14AHL-BS	-	YB14L-A2

SUZUKI

1800	VZR1800 (M109R)	'06-'19	-	YTX20CH-BS	-	-
	VLR1800 (C109R)	'08-'12	-	YTX20CH-BS	-	-
1600	Marauder, Boulevard M95	'04-'05	-	YTX20CH-BS	YTX16-BS	-
1500	VL1500 Intruder, Boulevard C90	'98-'11	-	-	YTX16-BS-1	-
	VL1500 Boulevard C90	'13-'19	-	YTX20CH-BS	YTX16-BS	-
	VZ1500 Boulevard M90	'09-'19	-	YTX20CH-BS	-	-
1400	GV1400GC, D, T Cavalcade	'86-'88	-	YTX24HL-BS*	-	SV50-N18L-A†
	VS1400GL Intruder, GLP, S83	'87-'11	-	-	YTX16-BS-1	-
1300	GSX1300BK B-King	'08-'11	-	-	YTX12-BS	-
	GSX1300R Hayabusa	'99-'07	-	-	YTX12A-BS	-
	GSX1300R, Z Hayabusa	'08-'20	-	-	YTX12-BS	-
	GSXR1300RRQ	'22-'23	-	YTZ14S	-	-
1250	GSX1250S, A Bandit, FA	'07-'16	-	-	YT12A-BS	-
1200	GSF1200, S Bandit	'97-'05	-	-	YTX12-BS	-
	GV1200GL Madura	'85-'86	-	YTX14AHL-BS	-	YB14L-B2
1150	GS1150E, S	'83-'86	-	YTX14AHL-BS	-	YB14L-B2
1100	GSX1100S Katana	'81-'01	-	YTX14AHL-BS	-	SVB14L-A2†
	GS1100E, S	'80-'83	-	YTX14AHL-BS	-	SVB14L-A2†
	GS1100G, K, L, Katana	'82-'84	-	YTX14AHL-BS	-	SVB14L-A2†
	GSX-R1100	'86-'92	-	YTX14AHL-BS	-	SVB14L-A2†
	GSX-R1100 W	'93-'98	-	-	YTX12-BS	-
	GSX1100F Katana	'88-'93	-	YTX14AHL-BS	-	YB14L-B2
	GSX1100G	'91-'93	GYZ16H	YTX14H-BS	YTX14-BS	-
1000	DL1000 V-Strom, Adventure	'02-'16	GYZ16H	YTX14H-BS	YTX14-BS	-
	DL1000AL8, AL9	'18-'19	-	YTZ14S	-	-
	GS1000	'78-'82	-	YTX14AHL-BS	-	SVB14L-A2†
	GSX-R1000, Z	'01-'04	-	-	YTX12-BS	-
	GSX-R1000, A	'05-'16	-	-	YT12A-BS	-
	GSX-R1000A, R, Z	'20-'23	-	YTZ10S	-	-
	GSX-R1000R, Z, AL8	'17-'18	-	YTZ10S	-	-
	GSX-S1000, A, F, FA	'16-'23	-	YTZ14S	YT12A-BS	-
	SV1000, S	'03-'07	GYZ16H	YTX14H	YTX14-BS	-
	TL1000R	'88-'03	-	-	YT12A-BS	-
	TL1000S	'97-'01	-	-	YTX12-BS	-
900	RF900, R, S, ZS	'94-'97	-	-	YTX9-BS	-
850	GS850G, GL	'79-'83	-	YTX14AHL-BS	-	YB14L-A2
800	VL800 Intruder Volusia, Boulevard C50, T, M50	'01-'19	-	-	YTX12-BS	-
	VS800 GL, S Intruder, Boulevard S50	'92-'12	-	-	-	YB16B-A1*
	VX800	'90-'93	-	-	-	YB16B-A
	VZ800 Marauder, Boulevard	'97-'08	-	-	YTX12-BS	-

MuZ

660	Skorpion '95-'01	'95-'01	-	-	-	YB9L-A2
125	All Models All Years	ALL	-	-	-	YB9L-A2

MV AGUSTA

1000	F4	'05-'16	-	YTZ10S	-	-
	Brutale 1078RR, 1090	'09-'16	-	YTZ10S	-	-
910	Brutale	'06-'09	-	YTZ10S	-	-
800	Brutale	'16	-	YTZ10S	-	-
750	F4, Brutale	'00-'08	-	YTZ10S	-	-
675	F3, Brutale	'16	-	YTZ10S	-	-

NORTON

850	Commando, Commando (75)		-	YTX14AHL-BS	-	YB14L-A2
750	Ranger Commando		-	-	-	12N9-4B-1
350	Navigator		-	-	-	6N11A-1B

PIAGGIO

	APE CAR, MP, MPR, P602		GYZ32HL	YX30L-BS	-	53030
	Ape 50 FL	'93	-	-	-	YB9-B
	Boxer, Bravo, Ciao		-	-	-	B39-6
	Cosa 2		-	-	-	YB7-A
	Cosa CLX 125 (c/avv.)		-	-	-	YB7-A
	Cosa CLX 150 (c/avv.)		-	-	-	YB7-A
	Cosa CLX 200 (c/avv.)		-	-	-	YB7-A
	Free		-	-	-	YB4L-B
	Hexagon 125/150		-	-	-	YB9-B
	NRG 50		-	-	-	YB4L-B
	P125ETES, P125TS		-	-	-	YB7-A*
	P200E (c/avv.)		-	-	-	YB9-B
	PK50, PK50-C.A., PK50N, PK50XL		-	-	-	YB7-A*
	PK80S-C.A.		-	-	-	YB7-A*
	PK125FL, PK125SS, PK125XL		-	-	-	YB7-A*
	PX125		-	-	-	YB9-B
	PX125+80E		-	-	-	12N5.5-3B
	PX125+80E-AREC		-	-	-	12N5.5-3B
	PX125-80E-ARC		-	-	-	YB9-B
	PX125T5		-	-	-	YB9-B
	PX150E		-	-	-	YB9-B

* See Battery Cross Reference Chart on page 17

(x2) Order two batteries
† This battery includes a sensor

‡ Top and front terminal mounts only and eliminates need for sensor (needs to be disabled)

FA Must use factory activated battery

○ Includes terminal adapter for converting to side mount

MOTORCYCLE APPLICATIONS

MOTORCYCLE

CC	Model	Year	GYZ Series AGM	High Performance AGM	AGM	Yumicron / Conventional	CC	Model	Year	GYZ Series AGM	High Performance AGM	AGM	Yumicron / Conventional			
750	GS750, Katana	'77-'83	-	YTX14AHL-BS	-	SYB14L-A2 †	Model T20		'69	-	-	-	YB5L-B *			
	GSX750F Katana	'98-'06	-	-	YTX9-BS	-		SP250	'82-'85	-	-	-	6N4B-2A			
	GSX750F Katana	'89-'97	-	YTX14AHL-BS	-	YB14L-B2		Scrambler TC250	'69	-	-	-	YB5L-B *			
	GSX-R750	'00-'23	-	-	YT12A-BS	-		T250, T250-II, T250J, T250R	'72	-	-	-	YB5L-B *			
	GSX-R750	'96-'99	-	-	YTX9-BS	-		TS250 Savage	'73-'81	-	-	-	6N4B-2A			
	GSX-R750	'86-'92	-	YTX14AHL-BS	-	SYB14L-A2 †		TS250 Savage	'69-'72	-	-	-	6N2-2A-4			
	GSXR750W	'94-'95	-	-	YTX9-BS	-		TU250X	'09-'19	-	YTZ8V	YTX7L-BS	-	-		
	GSXR750W	'93	-	-	YTX12-BS	-		DR200SE	'96-'13	-	YTZ8V	YTX7L-BS	-	-		
	GSX-S750	'15-'19	-	-	YT12A-BS	-		DR200S	'15-'19	-	YTZ8V	YTX7L-BS	-	-		
	GT750 LeMans	'72-'77	-	YTX14AHL-BS	-	-		SP200	'86-'88	-	-	-	-	YB4L-B		
700	VST750GLP Intruder	'88-'91	-	-	-	YB16B-A1 *	T200, TC200		-	-	-	-	YB5L-B *			
	GS700E, GS700ES	'85	-	YTX14AHL-BS	-	SYB14L-A2 †	RV200 (VanVan200)	'17-'19	-	YTZ8V	-	-	-			
	GV700GL Madura	'85	-	YTX14AHL-BS	-	YB14L-B2	GT185 Adventurer	'73-'77	-	-	-	-	12N11-3A-1			
	VST700GL Intruder	'85-'87	-	-	-	YB16B-A1 *	TC185 Ranger	'74-'77	-	-	-	-	12N11-3A-1			
	650	DL650 V-Strom ABS, Adventure	'04-'23	-	-	YTX12-BS	-	TS185 Sierra	'77-'81	-	-	-	-	6N4B-2A		
		DR650S ER, ES	'94-'95	-	-	YTX12-BS	-	TS185 Sierra	'71-'76	-	-	-	-	6N4-2A		
		DR650S N, P	'92-'93	-	-	YTX4L-BS	-	DR125, SE, SES	'94-'96	-	YTZ8V	YTX7L-BS	-	-		
		DR650S	'90-'91	-	-	-	YB5L-B *	GN125, E	'91-'96	-	-	-	-	YB7-A *		
		DR650SE	'98-'23	-	-	YTX9-BS	-	GN125, E	'82-'83	-	-	-	-	YB7-A *		
		DR650SE (CN)	'96-'97	-	-	YTX9-BS	-	RV125 SE, R	'94	-	YTZ8V	YTX7L-BS	-	-		
DR650SE		'96-'97	-	-	-	YB10L-B2	RV125 Tracker	'73-'77	-	-	-	-	6N4-2A			
GR650 Tempter, X		'83	-	YTX14AHL-BS	-	SYB14L-A2 †	SP125	'86-'88	-	-	-	-	6N4-2A			
GS650E		'81-'82	-	-	-	YB10L-A2	SP125	'82-'83	-	-	-	-	6N4B-2A			
GS650 (All)		'81-'83	-	YTX14AHL-BS	-	SYB14L-A2 †	TC125 Prospector	'73-'77	-	-	-	-	6N4B-2A			
600	GSX650F	'08-'11	-	-	YTX9-BS	-	TS125 Duster	'71-'81	-	-	-	-	6N4B-2A			
	LS650 Savage, S40	'86-'19	-	YTX14AHL-BS	-	YB14L-B2	B120P		-	-	-	-	6N4-2A			
	SV650	'99-'02	-	-	YT12A-BS	-	TC120, TC120-II, TC120R	'71	-	-	-	-	6N4B-2A			
	SV650A, SA	'03-'10	-	-	YT12A-BS	-	B105P		-	-	-	-	6N4-2A			
	SV650, S	'03-'13	-	-	YT12-BS	-	A100 Go-fer	'76-'77	-	-	-	-	6N4-2A			
	SV650, A, XA	'17-'23	-	-	YT12A-BS	-	A100 Go-fer	'69	-	-	-	-	6N4-2A			
	SFV650 Gladius	'09-'15	-	-	YT12A-BS	-	B100P		-	-	-	-	6N4-2A			
	XN85 Turbo	'83	-	YTX14AHL-BS	-	SYB14L-A2 †	SP100	'83	-	-	-	-	6N4B-2A			
	550	GSF600S Bandit	'96-'03	-	-	YTX9-BS	-	Scrambler AC100	'69	-	-	-	-	6N4-2A		
		GSX-R600	'97-'23	-	-	YTX9-BS	-	Sport AS100	'69	-	-	-	-	6N4-2A		
GSX-R600W		'92-'93	-	-	YTX9-BS	-	TC100 Blazer	'73-'77	-	-	-	-	6N4-2A			
GSX600F Katana		'98-'06	-	-	YTX9-BS	-	TS100 Honcho	'78-'81	-	-	-	-	6N4B-2A			
GSX600F Katana		'88-'97	-	-	-	YB10L-B2	TS100 Honcho	'73-'77	-	-	-	-	6N4-2A			
SP600		'85	-	-	-	YB5L-B *	RV90 Rover	'73-'77	-	-	-	-	6N4B-2A			
RF600R, S		'94-'96	-	-	YTX9-BS	-	RV90 Rover	'72	-	-	-	-	6N2-2A-4			
GS550E, L, M, TX		'77-'82	-	-	-	YB10L-A2	TC90		-	-	-	-	6N4-2A			
GS550E, ES, L		'83-'86	-	-	-	YB10L-B	TC90J, TC90R		-	-	-	-	6N2-2A-4			
GT550 Indy		'72-'77	-	-	-	YB9L-A2	Model K10, Model K10P	'68	-	-	-	-	6N4-2A			
500	GS500, F	'01-'11	-	-	YB10L-B2	-	Sport 80 (Models K11 & K11P)	'68	-	-	-	-	6N4-2A			
	GS500E	'89-'00	-	-	YB10L-B2	-	Trail 80 (Models K15 & K15P)	'68	-	-	-	-	6N4-2A			
	GT500 Titan	'76-'77	-	-	YB7-A *	-	TS75 Colt	'75-'77	-	-	-	-	6N4-2A			
	SP500	'81-'83	-	-	-	6N4B-2A	DR-270	'08-'09	-	-	-	YT4B-BS	-			
	T500 Titan	'68-'75	-	-	YB7-A *	-	DR-270	'15-'17	-	-	-	YT4B-BS	-			
	450	GS450	'83-'88	-	-	-	YB12B-B2	Model 31	'68	-	-	-	-	6N2-2A-4		
		GS450	'80-'82	-	-	-	YB10L-A2	AC50, AS50	'71	-	-	-	-	6N4-2A		
		GS425, GS425E, L	'79	-	-	-	YB10L-A2	DR-Z50	'19-'23	-	-	YT4B-BS	-	-		
		400	DR-Z400, E, S, SM	'00-'23	-	-	YT7B-BS	-	OR50	'79-'80	-	-	-	-	6N4B-2A	
			GN400T, X	'80-'82	-	-	-	6N4B-2A	Sport 50 (Model M12)	'68	-	-	-	-	6N4-2A	
GS400			'77-'78	-	-	-	YB10L-A2	TS50	'74	-	-	-	-	6N4-2A		
GS400X			'77-'78	-	-	-	YB7-A *	TRIUMPH								
GSF400 Bandit			'91-'93	-	-	YTX9-BS	-	2300 Rocket III	'03-'18	GYZ20HL	YTX20HL-BS	YTX20L-BS	-	-		
SP400			'80	-	-	-	6N4B-2A	Rocket 3	'19-'21	-	YTX20CH-BS	-	-	-		
TS400 Apache			'76-'77	-	-	-	6N4B-2A	Thunderbird	'09-'18	GYZ20HL	YTX20HL-BS	YTX20L-BS	-	-		
TS400 Apache	'72-'75		-	-	-	YB5L-B *	1215 Tiger Explorer	'12-'21	GYZ20HL	YTX20HL-BS	YTX20L-BS	-	-			
380	GT380 Sebring		'72-'77	-	-	-	YB7-A *	Trophy	'12-'17	GYZ20HL	YTX20HL-BS	YTX20L-BS	-	-		
	370		SP370	'78-'79	-	-	-	6N4B-2A	Trophy	'00-'04	GYZ16H	YTX14H-BS	YTX14-BS	-	-	
		350	DR350S	'90-'96	-	YTZ5S-BS	YTX4L-BS	-	All Other Models	'91-'99	-	YTX14AHL-BS	-	YB14L-A2		
			DR350SE	'94-'99	-	YTZ8V	YTX7L-BS	-	Scrambler	'19-'23	-	YTZ10S	-	-		
			T350 Series	'79	-	-	-	YB5L-B *	Bonneville	'17-'20	-	-	-	YTX9-BS		
			305 Scramble TC305	'69	-	-	-	YB5L-B *	Thruxton R	'16-'20	GYZ16H	YTX14H-BS	YTX14-BS	-	-	
			T305	'69	-	-	-	YB5L-B *	Thruxton RS	'20-'21	-	YTZ10S	-	-		
			300	GS300L	'82-'85	-	-	-	YB12B-B2	Thruxton TFC	'19-'20	GYZ16H	YTX14H-BS	YTX14-BS	-	-
				250	DR250S	'90-'92	-	YTZ5S-BS	YTX4L-BS	-	Speed Triple, R	'05-'10	-	YTX14H-BS	-	YTX12-BS
					DR250S EP, ER, ES	'93-'95	-	YTZ8V	YTX7L-BS	-	Speed Triple, R	'11-'18	-	YTX14H-BS	YTX14-BS	-
DR-Z250					'01-'07	-	YTZ7S	YTX5L-BS	-	Sprint ST	'05-'10	-	-	-	YTX12-BS	
GN250	'82-'88				-	-	-	YB10L-A2	Sprint GT	'11-'18	GYZ16H	YTX14H-BS	YTX14-BS	-	-	
GS250T	'80-'81	-			-	-	YB10L-A2	Tiger	'07-'12	-	-	-	YT12B-BS			
GSX250RL8, RL9	'18-'19	-			-	YTX9-BS	-	Tiger	'13-'18	GYZ16H	YTX14H-BS	YTX14-BS	-	-		
GT250 Hustler	'73-'77	-			-	-	YB5L-B *	Daytona	'92-'93	-	YTX14AHL-BS	-	-			
GW250	'13-'17	-			-	YTX9-BS	-	955 Daytona 955i, Speed Triple, Sprint ST	'99-'04	GYZ16H	YTX14H-BS	YTX14-BS	-	-		
GZ250	'99-'12	-			YTZ8V	YTX7L-BS	-									

* See Battery Cross Reference Chart on page 17
 † Includes terminal adapter for converting to side mount

† This battery includes a sensor

MOTORCYCLE APPLICATIONS

MOTORCYCLE

CC	Model	Year	GYZ Series AGM	High Performance AGM	AGM	Yumicron / Conventional	CC	Model	Year	GYZ Series AGM	High Performance AGM	AGM	Yumicron / Conventional
	Sprint RS	'00-'04	GYZ16H	YTX14H-BS	YTX14-BS	-	1100	FJ1100	'84-'85	-	YTX14AHL-BS	-	SYB14L-A2 †
	Tiger	'01-'07	GYZ16H	YTX14H-BS	YTX14-BS	-		XJ1100 Maxim	'82	-	YTX24HL-BS †	-	SY50-N18L-AT
	All Other Models	'96-'97	-	YTX14AHL-BS	-	-		XS1100 (All)	'78-'81	-	YTX24HL-BS †	-	Y50-N18L-A-CX
900	Scrambler, Bonneville	'06-'07	-	-	YTX12-BS	-		XV1100 Virago (All)	'86-'99	-	YTX24HL-BS †	-	Y50-N18L-A-CX
	T90		-	-	-	6N11A-1B		XVS1100 V-Star (All)	'99-'10	-	-	YT14B-BS	-
	Tiger	'99-'01	GYZ16H	YTX14H-BS	YTX14-BS	-	1000	FZB1000	'91-'95	GYZ16H	YTX14H	YTX14-BS	-
	Thunderbird	'02-'03	-	YTX14AHL-BS	-	-		FZR1000	'87-'90	-	YTX14AHL-BS	-	SYB14L-A2 †
	All Other Models	'91-'01	-	YTX14AHL-BS	-	-		FZS1000 FZ1	'06-'15	-	YTZ14S	-	-
865	America	'01-'13	-	-	YT12B-BS	-		FZS1000 FZ1	'01-'05	-	-	YT14B-BS	-
	Bonneville, T100, SE	'05-'07	-	-	YTX12-BS	-		GTS1000	'93-'94	GYZ16H	YTX14H	YTX14-BS	-
	Bonneville, T100, SE, FI	'08-'10	-	-	YT12B-BS	-		XV1000 Virago	'84-'85	-	YTX24HL-BS †	-	Y50-N18L-A-CX
	Bonneville, T100, SE, FI	'11-'18	-	-	YTX12-BS	-		YZF-R1	'98-'03	-	-	YT12B-BS	-
	Scrambler	'05-'07	-	-	YTX12-BS	-		YZF-R1, M	'04-'14	-	YTZ10S	-	-
	Scrambler	'08-'10	-	-	YT12B-BS	-		YZF-R1, M, S	'15-'23	-	YTZ7S	-	-
	Scrambler	'11-'16	-	-	YTX12-BS	-		YZF1000R	'97-'98	GYZ16H	YTX14H	YTX14-BS	-
	Speedmaster	'03-'15	-	-	YT12B-BS	-		FZ-10	'17	-	YTZ10S	-	-
	ThruXton	'03-'16	-	-	YTX12-BS	-		MT-10	'18-'23	-	YTZ10S	-	-
800	Bonneville	'01-'05	-	-	YTX12-BS	-	950	XVS95CTV V Star 950, Tourer	'09-'17	-	YTZ14S	-	-
	Speedmaster	'03-'05	-	-	YT12B-BS	-		XVS95CC Copycat	'09-'16	-	YTZ14S	-	-
	Tiger 800	'11-'17	GYZ16H	YTX14H-BS	YTX14-BS	-		Bolt, Bolt R-SPEC	'14-'23	-	YTZ14S	-	-
750	Bonneville, Tiger		-	-	-	YB9-B *		SCR950	'17	-	YTZ14S	-	-
	T150 Trident		-	YTX14AHL-BS	-	YB14L-A2	920	XV920 Virago	'82	-	YTX24HL-BS †	-	SY50-N18L-AT
	All Other Models	'93-'97	-	YTX14AHL-BS	-	-		XV920M Midnight Virago	'83	-	YTX24HL-BS †	-	Y50-N18L-A-CX
675	Daytona 675, R	'06-'10	-	-	YT7B-BS	-		XV920R Virago	'81-'83	-	YTX24HL-BS †	-	Y50-N18L-A-CX
	Daytona 675, R	'11-'20	-	-	YTX9-BS	-	900	XJ900R Seca	'83	-	YTX14AHL-BS	-	SYB14L-A2 †
	Street Triple, R	'08-'20	-	-	YTX9-BS	-		XSR900	'16-'21	-	YTZ10S	-	-
650	T120 Bonneville		-	-	-	YB7L-B *		MT09	'18-'23	-	YTZ10S	-	-
600	600 (12V)		-	-	-	B39-6 (x2)		MXT9 Niken	'19-'20	-	YTZ10S	-	-
	6T, T20B		-	-	-	6N11A-1B	850	Tracer	'19-'22	-	YTZ10S	-	-
	Daytona 600/650, Speed Four	'02-'05	-	-	YTX9-BS	-		TDM850	'92-'93	-	-	YTX12-BS	-
	TT600	'00-'03	-	-	YTX12-BS	-		TRX850	'95-'99	-	-	YTX12-BS	-
500	500 (12V)		-	-	-	-		XS850 (All)	'80-'81	-	YTX14AHL-BS	-	SYB14L-A2 †
	5TA, TR5A/R		-	-	-	6N11A-1B		FZ-09	'14-'17	-	YTZ10S	-	-
350	350 (6V)		-	-	-	6N11A-1B		FJ-09	'15-'17	-	YTZ10S	-	-
	350 (12V)		-	-	-	-		XSR900	'16-'17	-	YTZ10S	-	-
	350 3TA, Twenty One		-	-	-	B38-6A	800	FZ8	'11-'13	-	YTZ10S	-	-
250	Tigress (6V)		-	-	-	6N11A-1B	750	FZ750, FZR750	'85-'88	-	YTX14AHL-BS	-	SYB14L-A2 †
	Tigress (12V)		-	-	-	6N11A-1B (x2)		TX750	'73-'74	GYZ20HL	YTX20HL-BS	YTX20L-BS	YB16L-B
200	Tiger		-	-	-	6N11A-1B		XJ750 Maxim	'82-'83	-	-	-	SYB14L-A2 †
183	Tigress		-	-	-	6N11A-1B		XJ750M Midnight Maxim	'83	-	YTX14AHL-BS	-	SYB14L-A2 †
			-	-	-	-		XJ750R Seca	'81-'83	-	-	-	SYB14L-A2 †
			-	-	-	-		XS750 (All)	'77-'79	-	YTX14AHL-BS	-	SYB14L-A2 †
			-	-	-	-		XV750 Virago (All)	'81-'96	-	-	-	YB16AL-A2
			-	-	-	-		YZF750R	'94-'98	-	-	YTX12-BS	-
			-	-	-	-		YZF-R7	'99	-	-	YT9B-BS	-
			-	-	-	-	700	FZ700, Fazer	'86-'87	-	YTX14AHL-BS	-	SYB14L-A2 †
			-	-	-	-		FZ-07	'15-'17	-	YTZ10S	-	-
			-	-	-	-		MT07	'18-'22	-	YTZ10S	-	-
			-	-	-	-		XJ700 Maxim, XJ700X	'85-'86	-	YTX14AHL-BS	-	SYB14L-A2 †
			-	-	-	-		XV700 Virago	'84-'87	-	-	-	YB16AL-A2
			-	-	-	-		XSR700	'18-'23	-	YTZ10S	-	-
			-	-	-	-		Tenere XTZ7M	'21-'23	-	YTZ10S	-	-
			-	-	-	-		YZF-R7	'21-'23	-	YTZ7S	-	-
			-	-	-	-	650	TX650	'74	-	YTX14AHL-BS	-	SYB14L-A2 †
			-	-	-	-		TX650	'73	-	-	-	YB12A-A *
			-	-	-	-		XJ650 (All)	'80-'83	-	-	-	YB12A-A *
			-	-	-	-		XS1	'70-'71	-	-	-	12N5.5-3B
			-	-	-	-		XS2	'72	-	-	-	YB12A-A *
			-	-	-	-		XS650	'75-'83	-	YTX14AHL-BS	-	SYB14L-A2 †
			-	-	-	-		XVS650 V-Star (All)	'98-'16	-	-	YT12B-BS	-
			-	-	-	-	600	FJ600	'84-'85	-	-	-	YB12A-A *
			-	-	-	-		FZ6, R	'05-'17	-	-	YT12B-BS	-
			-	-	-	-		FZ600	'86-'88	-	-	-	YB12A-A *
			-	-	-	-		FZR600/R	'89-'99	-	-	-	YB12AL-A2
			-	-	-	-		SRX600	'86	-	-	-	YB5L-B *
			-	-	-	-		XJ600S Seca II	'92-'98	-	-	YTX9-BS	-
			-	-	-	-		XT600	'84-'89	-	-	-	YB5L-B *
			-	-	-	-		XT600E	'90-'95	-	-	YTX9-BS	-
			-	-	-	-		XT600E	'90-'95	-	-	-	YB12A-A *
			-	-	-	-		YX600 Radian	'86-'90	-	-	-	YB12A-A *
			-	-	-	-		YZF-R6 (Excl. R6S)	'06-'16	-	YTZ10S	-	-
			-	-	-	-		YZF-R6 (Excl. R6S)	'17-'22	-	YTZ7S	-	-
			-	-	-	-		YZFR6 RACE	'23-	-	YTZ7S	-	-
			-	-	-	-		YZF-R6	'01-'05	-	-	YT9B-BS	-
			-	-	-	-		R6S	'06-'09	-	-	YT9B-BS	-
			-	-	-	-		YZF-R6	'99-'00	-	-	YT12B-BS	-
			-	-	-	-		YZF600R	'95-'07	-	-	YTX12-BS	-

URAL

ALL	YTX20HL-BS	YTX20L-BS	-
-----	------------	-----------	---

VICTORY (POLARIS)

1731 (106)	All Models	'08-'17	-	YTX20HL-BS	YTX20L-BS	-
1634 (100)	Vegas, Kingpin, Hammer(-08)	'06-'10	-	YTX20HL-BS	YTX20L-BS	-
1507 (92)	Vegas, Kingpin, Hammer	'03-'05	-	YTX20HL-BS	YTX20L-BS	-
	V92TC Touring Cruiser	'02-'06	-	YTX20HL-BS	YTX20L-BS	-
	V92SC Sport Cruiser	'00-'01	-	YTX20HL-BS	YTX20L-BS	-
	V92C, DC Classic, Deluxe Cruiser	'98-'04	-	YTX20HL-BS	YTX20L-BS	-
1200 (73)	OCTANE	'16-'17	-	YTX14AH-BS	-	-

YAMAHA

1854	Roadliner, Stratoliner	'06-'14	-	-	YT14B-BS	-
	Raider, Raider S	'08-'17	-	-	YT14B-BS	-
	Star Eluder, (XV19BJ)	'18	GYZ20HL	YTX20HL-BS	YTX20L-BS	-
	Star Venture, (XV19)	'18-'21	GYZ20HL	YTX20HL-BS	YTX20L-BS	-
1700	VMAX	'09-'20	-	YTZ14S	-	-
	XV17AT Road Star, Silverado	'04-'07	GYZ20HL	YTX20HL-BS	YTX20L-BS	-
	XV17P Road Star Warrior	'02-'08	-	-	YT14B-BS	-
	XV17AT Road Star, Silverado	'08-'14	-	-	YT14B-BS	-
1600	XV1600 Road Star	'99-'03	GYZ20HL	YTX20HL-BS	YTX20L-BS	-
1300	FJR1300, A, ES	'03-'23	-	-	YT14B-BS	-
	XVZ13 Royal Star/Venture (All)	'96-'12	GYZ20HL	YTX20HL-BS	YTX20L-BS	-
	XVZ13 Venture/Royale	'86-'93	-	YTX24HL-BS †	-	SY50-N18L-AT
	XVS13AY V Star 1300, Stryker	'09-'17	GYZ20HL	YTX20HL-BS	YTX20L-BS	-
	V Star 1300 Tourer	'13-'17	GYZ20HL	YTX20HL-BS	YTX20L-BS	-
1200	FJ1200 (All)	'91-'93	GYZ16H	YTX14H-BS	YTX14-BS	-
	FJ1200	'86-'90	-	YTX14AHL-BS	-	SYB14L-A2 †
	VMX12 V-Max	'85-'07	-	-	-	YB16AL-A2
	XTZ1200Z Super Tenere	'12-'23	-	YTZ12S	-	-
	XVZ12 Venture/Royale	'83-'85	-	YTX24HL-BS †	-	SY50-N18L-AT

* See Battery Cross Reference Chart on page 17
 † Top and front terminal mounts only
 (x2) Order two batteries

† This battery includes a sensor
 † Top and front terminal mounts only and eliminates need for sensor (needs to be disabled)

MOTORCYCLE & UTV APPLICATIONS

CC	Model	Year	GYZ Series AGM	High Performance AGM	AGM	Yumicron / Conventional	CC	Model	Year	GYZ Series AGM	High Performance AGM	AGM	Yumicron / Conventional
550	XJ550 Maxim, R Seca	'81-'83	-	-	-	YB12A-A*	225	TTR225	'99-'05	-	-	-	YB7B-B
	XT550	'82-'83	-	-	-	YB5L-B		XT225	'01-'07	-	YTZ7S	YTX5L-BS	-
	XZ550R Vision	'82-'83	-	YTX14AHL-BS	-	SYB14L-A2†		XT225 Serow	'92-'00	-	YTZ8V	YTX7L-BS	-
535	XV535 Virago	'87-'99	-	-	-	YB12AL-A2	200	BW200E Big Wheel (Electric Start)	'86-'88	-	-	-	YB7C-A
500	SR500	'78-'99	-	-	-	YB7L-B		CS3B, CS3C	'70-'71	-	-	-	YB9L-A2
	TX500	'73-'74	-	YTX14AHL-BS	-	SYB14L-A2†		CS5	'72	-	-	-	YB9L-A2
	XS500	'75-'78	-	YTX14AHL-BS	-	SYB14L-A2†		RD200	'74-'76	-	-	-	YB9L-A2
	XT500	'76-'81	-	-	-	6N6-3B-1		TW200	'87-'23	-	-	-	YB7C-A
	XV500 Virago	'83	-	-	-	YB12A-A*		XT200	'82-'83	-	-	-	6N4A-4D
450	WR450F	'03-'22	-	YTZ7S	-	-		YCS1	'68	-	-	-	YB9L-A2
	YZ450FX	'16-'18	-	YTZ7S	-	-	185	SRI85 Exciter	'81-'82	-	-	-	YB7L-B
	YZ450FX	'19-'21	Not Available	-	-	-	175	CT1, CT1B, CT1C 175 Enduro	'69-'71	-	-	-	6N2-2A-3
400	DT400 Enduro	'77-'78	-	-	-	6N6-3B-1		CT2, CT3 175 Enduro	'72-'73	-	-	-	6N4A-4D
	DT400 Enduro	'75-'76	-	-	-	6N4B-2A-3		DT175 Enduro	'78-'81	-	-	-	6N6-3B-1
	FZR400 (All)	'88-'90	-	-	-	YB12AL-A2		DT175 Enduro	'74-'76	-	-	-	6N4B-2A-3
	RD400	'76-'79	-	-	-	12N5.5A-3B	125	AS2C	'69	-	-	-	12N5.5-3B
	XS400 (All)	'80-'83	-	-	-	YB12A-A*		AT1E, AT1B, AT1C 125 Enduro	'69-'71	-	-	-	YB7L-B*
	SR400	'78-'00	-	-	-	YB7L-B*		AT2, AT3 125 Enduro	'72-'73	-	-	-	YB7L-B*
	SR400	'15-'17	-	-	YT4B-BS	-		DT125 Enduro	'74-'81	-	-	-	YB7L-B*
360	DT360 Enduro	'74	-	-	-	6N4B-2A-3		RD125	'75-'76	-	-	-	12N5.5A-3B
	RT1, RT1B 360 Enduro	'70-'71	-	-	-	6N2-2A-3		TTR125E/LE Electric Start	'03-'23	-	YTZ5S-BS	YTX4L-BS	-
	RT2, RT3 360 Enduro	'72-'73	-	-	-	6N4-2A-5		XT125	'82-'83	-	-	-	6N4A-4D
	XS360	'76-'78	-	-	-	YB12A-A		YA6	'64-'66	-	-	-	YB10L-B
	XS360-2	'77	-	-	-	YB7L-B*		YAS1/C	'68	-	-	-	12N5.5-3B
350	BW350 Big Wheel	'87-'88	-	-	-	YB12B-B2	110	TTR110E Electric Start	'08-'23	-	-	YT4B-BS	-
	R3	'69	-	-	-	YB5L-B*	100	DT100 Enduro	'77-'83	-	-	-	6N4-2A-5
	R5, R5B, R5C	'70-'72	-	-	-	12N5.5A-3B		DT100 Enduro	'74-'76	-	-	-	6N4B-2A-3
	RD350	'73-'75	-	-	-	12N5.5A-3B		L5T, L5TA	'69-'70	-	-	-	YB7L-B*
	RZ350	'84-'85	-	-	-	12N5.5-3B		LS2	'72	-	-	-	12N5.5A-3B
	XT350	'85-'00	-	-	-	YB3L-B		LT2, LT3 100 Enduro	'72-'73	-	-	-	6N4A-4D
	YR2/C	'68	-	-	-	12N5.5-3B		RS100	'75-'76	-	-	-	6N4A-4D
321	YZF-R3	'15-'23	-	YTZ8V	-	-		YL2C/CM	'68	-	-	-	YB7L-B*
300	MT03	20-'22	-	YTZ8V	-	-	90	HS1, HS1B	'70-'71	-	-	-	12N5.5-3B
250	DS6B, DS6C	'69-'70	-	-	-	YB5L-B*		HT1, HT1B 90 Enduro	'70-'71	-	-	-	6N2-2A-3
	DS7	'72	-	-	-	12N5.5A-3B		TTR90E Electric Start	'03-'07	-	-	YT4B-BS	-
	DT1 250 Enduro	'68	-	-	-	6N2-2A-3	80	DT80 Mini Enduro	'81-'83	-	-	-	6N4-2A-5
	DT1B, DT1C, DT1E 250 Enduro	'69-'71	-	-	-	6N2-2A-3		G6S, G6SB	'70-'71	-	-	-	6N4A-4D
	DT2 250 Enduro	'72	-	-	-	6N4-2A-5		G7S	'72	-	-	-	6N4A-4D
	DT250 Enduro	'77-'79	-	-	-	6N6-3B-1		GT1 Mini Enduro	'73	-	-	-	6N4-2A-5
	DT250 Enduro	'74-'76	-	-	-	6N4B-2A-3		GT80 Mini Enduro	'74-'80	-	-	-	6N4-2A-5
	DT3 250 Enduro	'73	-	-	-	6N4-2A-5		LB80 Chappy	'76-'78	-	-	-	6N4-2A-5
	RD250	'73-'75	-	-	-	12N5.5A-3B		YG1	'62-'66	-	-	-	6N4A-4D
	SR250 Exciter	'80-'82	-	-	-	YB12A-A*		YG5T, YG5S	'68-'69	-	-	-	YB7L-B*
	SRX250	'87	-	-	-	YB12A-A*	60	JT2 Mini Enduro	'72	-	-	-	6N2-2A-3
	TTR250	'99-'06	-	-	YT7B-BS	-		RD60	'73-'75	-	-	-	6N4A-4D
	WR250F	'03-'07	-	YTZ7S	YTX5L-BS	-	50	DT50 Enduro	'88-'90	-	-	-	6N4B-2A-3
	WR250F	'08-'23	-	YTZ7S	-	-		LB50P Chappy	'78-'82	-	-	-	6N4-2A-5
	WR250R, X, RL	'08-'20	-	YTZ7S	-	-		LC50 Champ	'80-'81	-	-	-	6N4-2A-5
	XT250	'08-'23	-	YTZ7S	-	-		MJ50 Towny	'82	-	-	-	6N4-2A-5
	XT250	'84	-	-	-	YB3L-B		QT50 Yamahopper	'79-'87	-	-	-	6N4-2A-5
	XT250	'80-'83	-	-	-	6N6-3B-1		RX50 Special	'83-'84	-	-	-	6N4-2A-5
	XV250, Route 66, Virago, V Star	'88-'23	-	-	-	YB10L-A2*		YSR50	'87-'92	-	-	-	6N4-2A-5
	YZ250FX	'15-'18	-	YTZ7S	YTX5L-BS	-							
	YZ250FFX	'19-'23	Not Available	-	-	-							
230	TTR230	'05-'23	-	YTZ7S	YTX5L-BS	-							

* See Battery Cross Reference Chart on page 17

UTV (SIDE-BY-SIDES) APPLICATIONS

CC	Model	Year	GYZ Series AGM	High Performance AGM	AGM	Yumicron / Conventional	CC	Model	Year	GYZ Series AGM	High Performance AGM	AGM	Yumicron / Conventional
ARCTIC CAT							550	Prowler 550	'10-'15	GYZ32HL	YX30L-BS	-	YB30L-B
1000	Prowler 1000	'09-'17	GYZ32HL	YX30L-BS	-	YB30L-B	500	Prowler 500	'17-'22	GV220HL	YTX20L-BS	YTX20L-BS	-
1000	Wildcat 1000, X, 4, LTD, XX	'12-'22	GYZ32HL	YX30L-BS	-	-	500	Prowler HDX500, HDX XT	'14-'17	GYZ32HL	YX30L-BS	-	YB30L-B
812	Prowler Pro XT, Crew	'19-'22	GYZ32HL	YX30L-BS	-	-	BRP (Can-Am)						
700	Prowler 700	'09	-	YTX24HL-BS	-	-	1000	Commander	'11-'23	GYZ20HL	YTX20HL ^{FA}	YTX20L ^{FA}	-
700	Prowler 700	'10-'17	GYZ32HL	YX30L-BS	-	YB30L-B	1000	Defender, DPS	'16-'23	GV220HL	YTX20HL ^{FA}	YTX20L ^{FA}	-
700	Prowler 700 HDX, HDX XT	'11-'17	GYZ32HL	YX30L-BS	-	YB30L-B	1000	Defender XT, MAX, XMR, CAB	'16-'23	-	YX30L	-	-
700	Wildcat Sport, Trail	'15-'19	GYZ32HL	YX30L-BS	-	-	1000	Maverick	'13-'23	GYZ20HL	YTX20HL ^{FA}	YTX20L ^{FA}	-
650	Prowler 650	'06-'09	-	YTX24HL-BS*	-	Y50-N18L-A-CX	1000	Traxter HD10	'17-'23	-	YX30L-BS	-	-
550	Prowler 550	'09	-	YTX24HL-BS	-	-							

* Top and front terminal mounts only
* See Battery Cross Reference Chart on page 17

† This battery includes a sensor

MOTORCYCLE

UTV

UTV & SCOOTER APPLICATIONS

CC	Model	Year	GYZ Series AGM	High Performance AGM	AGM	Yumicron / Conventional
1000	Traxter 6X6, PRO HD10	'23-	GYZ20HL	YTX20HL ^{FA}	YTX20L ^{FA}	-
900	Defender	'22-'23	-	YDX30L-BS	-	-
900	Traxter HD9	'22-'23	-	YTX20HL ^{FA}	YTX20L ^{FA}	-
800	Commander	'11-'21	GYZ20HL	YTX20HL ^{FA}	YTX20L ^{FA}	-
800	Defender, DPS, Base, STD	'16-'21	GYZ20HL	YTX20HL ^{FA}	YTX20L ^{FA}	-
800	Defender, XT, CAB, MOS	'16-'21	GYZ32HL	YDX30L	-	-
800	Maverick	'18-'21	GYZ20HL	YTX20HL-BS	YTX20L-BS	-
800	Traxter DPS, Base, STD	'16-'21	GYZ20HL	YTX20HL-BS	YTX20L-BS	-
800	Traxter Pro, XT	'17-'21	GYZ32HL	YDX30L-BS	-	-
700	Commander	'22-'23	GYZ20HL	YTX20HL	-	-
700	Defender HD7	'22-'23	-	YTX20HL	-	-
700	Traxter HD7	'22-'23	-	YTX20HL	-	-
427	Traxter, Defender	'17-'21	GYZ20HL	YTX20HL-BS	YTX20L-BS	-

CF MOTO

All	All Models	'16-'22	GYZ32HL	YIX30L-BS	-	-
-----	------------	---------	---------	-----------	---	---

HONDA

1000	Pioneer 1000	'16-'21	GYZ16H	-	-	-
1000	Talon	'19-'24	GYZ20HA	-	-	-
700	MUV700 Big Red	'08-'13	GYZ16H	YTX14H-BS	YTX14-BS	-
520	Pioneer 700	'14-'24	GYZ16H	YTX14H-BS	YTX14-BS	-
520	Pioneer 520	'21-'22	GYZ16H	YTX14H-BS	YTX14-BS	-
500	Pioneer 500	'15-'18	GYZ16H	-	-	-
500	Pioneer 500	'19-'22	GYZ16H	YTX14H-BS	YTX14-BS	-

KAWASAKI

1000	Mule Pro DX, DXT	'21-'22	-	YBX9140R	-	-
1000	Teryx KRX1000	'21-'22	-	YBX9140R	-	-
990	Mule Pro DXT, DX	'16-'18	Not available	-	-	-
950	KAF950, Mule 2510, 3010 Diesel	'10	Not available	-	-	-
950	Mule 4010 Diesel	'11-'13	Not available	-	-	-
820	Mule Pro FXT, FX	'15-'22	-	YBX9140R	-	-
800	Teryx All Models (US)	'14-'22	Not available	-	-	-
800	Teryx All Models (CN)	'14-'20	GYZ20HL	YTX20HL-BS	YTX20L-BS	-
750	Teryx All Models (US)	'08-'13	Not available	-	-	-
750	Teryx All Models (CN)	'08-'13	GYZ16H	-	KMX14-BS ^K	-
700	Mule Pro MX	'19-'22	Not available	-	-	-
620	KAF620, Mule 3010 4x4, Advantage Classic	'03-'07	GYZ20HL	YTX20HL-BS	YTX20L-BS	-
620	KAF620, Mule 2500, 2510, 2520	-	-	YTX20HL-PW	-	YB16CL-B
620	KAF620, Mule 3000, 3010, 3020	-	GYZ20HL	YTX20HL-BS	YTX20L-BS	-
620	Mule 4000	'09-'20	Not available	-	-	-
620	KAF620F, Mule 4010 4x4 (US)	'09-'17	Not available	-	-	-
620	KAF620F, Mule 4010 4x4 (CN)	'09-'20	GYZ20HL	YTX20HL-BS	YTX20L-BS	-
620	Mule 4010 Trans4x4, Diesel, Mule 4000	'09-'17	Not available	-	-	-
540	KAF540, Mule 2010, 2020, 2030	-	-	YTX20HL-PW	-	YB16CL-B
450	KAF450, Mule 1000	-	-	YTX20HL-PW	-	YB16CL-B
400	Mule 600, 610, 610XC	'05-'16	-	YTX14AH-BS	-	YB14A-A2
400	Mule SX	'17-'22	-	YTX14AH-BS	-	YB14A-A2
300	KAF300, Mule 500, 520, 550	-	-	YTX14AH-BS	-	YB14A-A2

KYMCO

700	UXV700	'17	GYZ20HL	YTX20HL-BS	YTX20L-BS	-
-----	--------	-----	---------	------------	-----------	---

CC	Model	Year	GYZ Series AGM	High Performance AGM	AGM	Yumicron / Conventional
500	UXV500	'17	GYZ20HL	YTX20HL-BS	YTX20L-BS	-
450	UXV450	'17	GYZ20HL	YTX20HL-BS	YTX20L-BS	-

POLARIS

2.0L	RZR Pro R	22	GYZ32HL	YIX30L	-	-
1000	RZR XP1000, Turbo 4, Turbo S, Tractor	'14-'22	-	YBX9140R	-	-
1000	XP4, Trail S, 1000S4	'18-'23	-	YBX9140R	-	-
1000	RZR Pro XP	'20-'23	GYZ32HL	YIX30L	-	-
1000	RZR RS1 Turbo Pro, Pro XP 4, XP 4 High Lifter Turbo Sport	'18-'22	-	YIX30L	-	-
1000	Ranger BC	'20-'21	GYZ32HL	YIX30L	-	-
1000	Ranger	'16-'20	-	YBX9140R	-	-
1000	General	'16-'22	Not Available	-	-	-
1000	Ranger Diesel, XP	'15-'20	-	YBX9140R	-	-
1000	Ranger 48V	'20-'20	-	YBX9140R	-	-
900	RZR	'11-'14	GYZ32HL	YIX30L	-	YB30L-B
900	RZR Trail, 4	'15-'22	-	YBX9140R	-	-
900	Ranger Diesel	'11-'14	Not Available	-	-	-
900	Ranger 4X4	'11	Not Available	-	-	-
900	Ranger XP	'13-'19	-	YBX9140R	-	-
900	Ranger Crew	'14-'19	-	YBX9140R	-	-
800	RZR	'08-'14	GYZ20HL	YTX20HL-BS	YTX20L-BS	-
800	RZR 4, RZR S 800	'10-'12	GYZ20HL	YTX20HL-BS	-	-
800	RZR 4, RZR S 800	'13-'14	GYZ32HL	YIX30L-BS	-	-
800	Ranger	'10-'14	GYZ32HL	YIX30L	-	YB30L-B
800	Ranger 6x6	'10-'13	GYZ32HL	YIX30L	-	-
800	Ranger, 6 x 6	'14-'17	Not Available	-	-	-
700	Ranger 6x6, 4x4	'06-'10	GYZ32HL	YIX30L	-	YB30L-B
570	RZR 570, A2	'12-'20	-	YTX14AH-BS	-	YB14-B2
570	RZR 570 EPS, AM	'13-'20	GYZ32HL	YIX30L	-	YB30L-B
570	Ranger 4x4	'14-'18	-	YTX14AH-BS	-	YB14-B2
570	Ranger 570 Full Size	'20-'22	-	YTX14AH-BS	-	YB14-B2
570	Ranger 570, NSTR	'22-	Not Available	-	-	-
570	Ranger Crew 570-4	'16-'18	-	YTX14AH-BS	-	YB14-B2
570	Ranger Crew 570-6	'16-'20	-	YTX14AH-BS	-	YB14-B2
570	Ranger/ Crew EBV, EBX, EBH	'18-'20	GYZ32HL	YIX30L-BS	-	YB30L-B
570	Ranger 570, NSTR	'22	Not Available	-	-	-
500	Ranger	'20-'22	-	YTX14AH-BS	-	YB14-B2
500	Ranger 6x6, 4x4	'08-'04	GYZ32HL	YIX30L	-	YB30L-B
500	Ranger 4x4,	'04-'10	GYZ32HL	YIX30L	-	YB30L-B
500	Ranger 4x4,	'11-'13	-	YTX14AH-BS	-	YB14-B2
425	Ranger 2x4	'02-'03	GYZ32HL	YIX30L	-	YB30L-B
400	Ranger 400, 4x4 HO	'10-'14	-	YTX14AH-BS	-	YB14-B2
200	RZR	'22-	-	-	YTX12-BS	-
170	RZR	'16-'20	-	-	YTX12-BS	-
150	Ranger 150	'22	-	-	YTX9-BS	-

EV Ranger XP Kinetic (AUX ONLY) 2024 - YBX9140R -

SUZUKI

620	QUV620F	'05	GYZ20HL	YTX20HL-BS	YTX20L-BS	-
-----	---------	-----	---------	------------	-----------	---

YAMAHA

	Rhino	All	Not available	-	-	-
1000	YZX1000R	'16-'22	Not available	-	-	-
700	Viking	'14-'22	Not available	-	-	-
	Wolverine	'16-'22	Not available	-	-	-

SCOOTER APPLICATIONS

CC	Model	Year	GYZ Series AGM	High Performance AGM	AGM	Yumicron / Conventional
APRILIA						
850	SRV850	'12-'13	GYZ16H	YTX14H-BS	YTX14-BS	-
500	Scarabeo	'09-'13	-	-	YTX12-BS	-
300	Atlantic	'12	-	-	-	YB12AL-A
250	Sport City	'09-'13	-	-	YTX12-BS	-
200	Scarabeo	'09-'13	-	-	YTX12-BS	-
150	Mojito	'09-'10	-	YTZ8V	YTX7L-BS	-
125	Sport City	'08-'13	-	-	-	YB9-B
100	Scarabeo ST	'09-'13	-	-	-	YB9-B

CC	Model	Year	GYZ Series AGM	High Performance AGM	AGM	Yumicron / Conventional
50	SR50	'09-'15	-	-	-	YB9-B
	Sport City	'08-'13	-	-	-	YB9-B

BMW

650	C650 GT, Sport	'11-'18	GYZ16H	YTX14H-BS	YTX14-BS	-
	C650 Evolution	'16-'18	-	-	YTX9-BS	-
600	C600, Sport	'13-'16	GYZ16H	YTX14H-BS	YTX14-BS	-
	C600	'11-'12	-	YTZ14S	-	-

^K Available at Kawasaki dealers only

^{FA} Must use factory activated battery

SCOOTER APPLICATIONS

CC	Model	Year	GYZ Series AGM	High Performance AGM	AGM	Yumicron / Conventional
E-TON						
150	Sport 150	'12	-	-	YTX7A-BS	-
	Matrix R4-150	'12	-	-	YTX9-BS	-
	Beamer R4-150	'12	-	-	YTX9-BS	-
50	Beamer 50, Beamer III	'00-'12	-	YTZ7S	YTX5L-BS	-
	Matrix 50	'12	-	YTZ7S	YTX5L-BS	-
	Sport 50	'12	-	-	YTX7A-BS	-

CC	Model	Year	GYZ Series AGM	High Performance AGM	AGM	Yumicron / Conventional
HONDA						
600	FSC600 Silver Wing	'02-'15	-	YTZ12S	-	-
300	NS300 Forza	'14-'16	-	YTZ12S	-	-
250	CH250 Elite	'85-'90	-	-	YTX12-BS	-
	CN250 Helix	'93-'09	-	-	YTX12-BS	-
	NS250 Reflex	'01-'09	-	YTZ12S	-	-
	PS250 Big Ruckus	'05-'08	-	YTZ12S	-	-
160	ADV160ABS	'24-	-	YTZ8V	-	-
150	ADV150A	21-'22	-	YTZ8V	-	-
	CH150 Elite	'87	-	-	YTX9-BS	-
	CH150 Elite Deluxe	'85-'86	-	-	-	YB9-B
	SH150	10-'12	-	YTZ8V	YTX7L-BS	-
	SH150	'13	-	YTZ7S	-	-
	FES150	-	-	-	YTR9-BS	-
	PCX150	'13	-	YTZ7S	-	-
	PCX150	'15-'19	-	YTZ8V	-	-
125	CH125 Elite	'84	-	-	-	YB9-B
	FES125	-	-	-	YTR9-BS	-
	NH125 Aero	'84	-	-	-	YB5L-B
	Pantheon 125	-	-	-	YTR9-BS	-
	PCX125	11	-	YTZ7S	-	-
	SH125	10-'12	-	-	YTX7L-BS	-
	SH125	'13	-	YTZ7S	-	-
110	NH110 Elite	'10-'13	-	-	YTX7L-BS	-
80	CH80 Elite	'93-'09	-	YTZ7S	-	-
	NH80 Aero	'85	-	YTZ7S	-	-
	NH80MD Aero	'83-'84	-	-	-	YB5L-B
50	CHF50 Metropolitan, II, SP	'02-'13	-	YTZ7S	-	-
	NB50 Aero	'85-'87	-	-	YTX4L-BS	-
	NB50M Aero	'83-'84	-	-	-	YB4L-B
	NGH50 Metropolitan	'13-'17	-	YTZ5S-BS	YTX4L-BS	-
	NCW50	18-'24	-	YTZ5S-BS	-	-
	NN50MD Gyro	'84	-	-	-	YB4L-B
	NPS50, S Ruckus	'03-'24	-	YTZ7S	-	-
	NG50 Spree, 50D SS	'86-'87	-	YTZ5S-BS	YTX4L-BS	-
	NG50 Spree	'84-'85	-	-	-	YB4L-B
	P50 Little Honda	'67-'68	-	-	-	6N4-2A-4
	PA50I Moped, PA50II	'78-'83	-	-	-	6N4B-2A-5
	SA50 Elite LX, S, SR	'88-'01	-	YTZ5S-BS	YTX4L-BS	-
	SB50 (All)	'88-'90	-	YTZ5S-BS	YTX4L-BS	-
	SE50 Elite (All)	'87	-	YTZ5S-BS	YTX4L-BS	-
	TG50 Gyro S (All)	'85-'86	-	YTZ5S-BS	YTX4L-BS	-

CC	Model	Year	GYZ Series AGM	High Performance AGM	AGM	Yumicron / Conventional
HYOSUNG						
250	NS3-250	'09-'16	-	-	YTX9-BS	-
100	EZ100	All Years	-	YTZ7S	YTX5L-BS	-
50	SB50 Super Cab, SD50 Sense, SF50 Prima, Rally, Sense	All Years	-	YTZ5S-BS	YTX4L-BS	-

CC	Model	Year	GYZ Series AGM	High Performance AGM	AGM	Yumicron / Conventional
KYMCO						
500	Xciting 500i	'09-'16	GYZ16H	YTX14H-BS	YTX14-BS	-
400	Xciting 400i	'09	-	-	YTX12-BS	-
300	Downtown 300	'13	-	-	YT12A-BS	-
	People GT	'16	-	-	YT12A-BS	-
250	People 250	'09-'11	-	-	YTX12-BS	-
	Xciting 250i	'10-'11	-	-	YTX12-BS	-
	Aquility 250	'16	-	YTZ7S	YTX5L-BS	-
200	People S 200	'11	-	-	YTX7A-BS	-
	People GT	'13	-	-	YT12A-BS	-
150	People S 150	'09-'13	-	-	YTX7A-BS	-
	Super 8 150	'09-'16	-	-	YTX7A-BS	-
125	People S 125	'09-'10	-	-	YTX7A-BS	-
	Aquility 125	'16	-	YTZ7S	YTX5L-BS	-
50	Super 8	'09-'20	-	-	YTX7A-BS	-
	Super 9	'09-'10	-	YTZ7S	YTX5L-BS	-
	People	'09-'13	-	YTZ7S	YTX5L-BS	-

CC	Model	Year	GYZ Series AGM	High Performance AGM	AGM	Yumicron / Conventional
	People S 50	'09-'10	-	-	YTX7A-BS	-
	Aquility 50	'09-'19	-	YTZ7S	YTX5L-BS	-

CC	Model	Year	GYZ Series AGM	High Performance AGM	AGM	Yumicron / Conventional
PIAGGIO						
500	MP3 500 /Sport ABS	'08-'19	GYZ16H	YTX14H-BS	YTX14-BS	-
	BV500	'08-'13	GYZ16H	YTX14H-BS	YTX14-BS	-
460	X9	'09	GYZ16H	YTX14H-BS	YTX14-BS	-
400	MP3 400	'08-'13	GYZ16H	YTX14H-BS	YTX14-BS	-
350	BV350 ABS	'13-'19	-	-	YTX12-BS	-
250	MP3 250	'08-'13	GYZ16H	YTX14H-BS	YTX14-BS	-
	BV250	'08-'11	GYZ16H	YTX14H-BS	YTX14-BS	-
150	Fly 150	'09-'13	-	-	-	YB9-B
	Fly 150	'14-'19	-	YTZ8V	YTX7L-BS	-
125	Typhoon	'13-'19	-	-	-	YB9-B
50	Fly 50	'09-'13	-	-	-	YB9-B
	Fly 50	'14-'19	-	YTZ8V	YTX7L-BS	-
	Typhoon	'09-'19	-	-	-	YB9-B

CC	Model	Year	GYZ Series AGM	High Performance AGM	AGM	Yumicron / Conventional
PIAGGIO - GILERA						
500	Fuoco 500ie	'10-'13	-	YTX20CH-BS	YTX16-BS	-
	Nexus 500ie	'10	-	YTX14AHL-BS	-	SYB14L-A2 †
300	Nexus 300ie	'10-'11	GYZ16H	YTX14H-BS	YTX14-BS	-
200	Runner 200	'10-'12	-	-	YTX12-BS	-
125	Runner 125	'10-'12	GYZ16H	YTX14H-BS	YTX14-BS	-
50	SP50	'10-'13	-	-	-	YB4L-B

CC	Model	Year	GYZ Series AGM	High Performance AGM	AGM	Yumicron / Conventional
PIAGGIO - VESPA						
946	Vespa 946	'13-'16	-	-	YT12B-BS	-
350	BV	13-'21	-	-	YTX12-BS	-
300	GTS300, GTV300	'09-'20	-	-	YTX12-BS	-
250	GTS250, GTV250	'10	GYZ16H	YTX14H-BS	YTX14-BS	-
150	LX150	'07	-	-	-	YB9-B
	LX150 4T	'16	-	-	YTX12-BS	-
	Primavera, Sprint	'14-'20	-	-	YTX7L-BS	-
50	LX50	'10-'16	-	-	-	YB9-B
	Primavera, Sprint	'14-'16	-	-	YTX7L-BS	-

CC	Model	Year	GYZ Series AGM	High Performance AGM	AGM	Yumicron / Conventional
SYM						
250	RV250	'10-'12	-	-	YTX12-BS	-
200	HD200	'10-'13	-	-	YTX9-BS	-
125	HD125	'10-'11	-	-	YTX9-BS	-
	Fiddlell125	'10-'11	-	-	YTX7A-BS	-
50	Fiddlell50	'10-'12	-	-	YTX7A-BS	-
	SYMply50	'10-'11	-	-	YTX7A-BS	-
	MIO 50	'10-'13	-	-	YTX7A-BS	-
	JetEuro 50	'10-'12	-	YTZ7S	YTX5L-BS	-
	RS50	'10	-	YTZ5S-BS	YTX4L-BS	-

CC	Model	Year	GYZ Series AGM	High Performance AGM	AGM	Yumicron / Conventional
SUZUKI						
650	AN650 Burgman	'03-'17	GYZ16H	YTX14H-BS	YTX14-BS	-
400	AN400 Burgman	'03-'23	-	YTZ14S	YTX9*	-
200	UH200A Burgman	'14-'19	-	-	YTX9-BS	-
50	F50, F50R	'71	-	-	-	6N4-2A
	FA50 Shuttle	'80-'91	-	-	-	6N2-2A-4
	FS50, FZ50	'79-'83	-	-	-	6N4-2A

CC	Model	Year	GYZ Series AGM	High Performance AGM	AGM	Yumicron / Conventional
YAMAHA						
530	T-MAX XP500F	'13-'16	-	YTZ12S	-	-
500	T-MAX XP500	'09-'13	-	YTZ10S	-	-
400	YP400 Majesty	'04-'14	-	-	YT9B-BS	-
300	Xmax	'18-'22	-	YTZ8V	-	-
250	Morphous	'06-'08	-	YTZ10S	-	-
	Maxam	'13	-	YTZ10S	-	-
200	XC200 Riva	'87-'91	-	-	-	YB10L-B2
180	XC180 Riva	'83-'85	-	-	-	YB10L-B
155	Smax	'15-'20	-	-	YT7B-BS	-
125	XC125 Riva	'85-'01	-	-	-	YB7C-A
	YJ125T Vino 125	'04-'09	-	-	YTX7A-BS	-
	Zuma 125	'09-'22	-	-	YT7B-BS	-
80	CV80 Riva	'83-'87	-	-	-	6YB11-2D
50	CE50 Riva Jog	'86-'87	-	-	-	YB4L-B
	CG50 Riva	'88-'91	-	-	-	YB4L-B

ATV (ALL TERRAIN VEHICLE) APPLICATIONS

CC	Model	Year	GYZ Series AGM	High Performance AGM	AGM	Yumicron / Conventional
	CW50 Zuma	'89-'90	-	-	-	YB4L-B
	CW50 Zuma II	'97-'01	-	-	-	YB4L-B
	CV50 Riva Jog	'92-'01	-	YTZ5S-BS	YTX4L-BS	-
	SH50 Riva Razz	'87-'01	-	-	-	YB4L-B
	XC50 Vino, Classic	'01-'18	-	YTZ7S	YTX5L-BS	-
	XF50W (C3)	'07-'13	-	YTZ7S	YTX5L-BS	-

CC	Model	Year	GYZ Series AGM	High Performance AGM	AGM	Yumicron / Conventional
	YW50A, F, FX Zuma	'02-'19	-	YTZ7S	YTX5L-BS	-
	VOX	'13	-	YTZ7S	YTX5L-BS	-
	JOG, ZR	'13	-	YTZ7S	YTX5L-BS	-

ATV (ALL TERRAIN VEHICLE) APPLICATIONS

CC	Model	Year	GYZ Series AGM	High Performance AGM	AGM	Yumicron / Conventional
AEON (BENZA)						
100	Cobra/CX-Sport 100	All	-	YTZ5S-BS	YTX4L-BS	-
90	Cobra/CX-Sport 90	All	-	YTZ5S-BS	YTX4L-BS	-
50	Cobra/CX-Sport 50	All	-	YTZ5S-BS	YTX4L-BS	-

CC	Model	Year	GYZ Series AGM	High Performance AGM	AGM	Yumicron / Conventional
ARCTIC CAT						
1000	Thundercat	'08-'10	GYZ20H	YTX20H-BS	YTX20-BS	-
1000	Mudpro 1000H2, TRV, 1000i GT, XT	'10-'17	GYZ20H	YTX20H-BS	YTX20-BS	-
700	FIS	'06-'08	GYZ20H	YTX20H-BS	-	-
700	Diesel	'07-'15	-	YTX24HL-BS	-	-
700	TRV, Mudpro, LTD, TBX	'09-'19	GYZ20H	YTX20H-BS	YTX20-BS	-
700	Alterra	'16-'22	GYZ20H	YTX20H-BS	YTX20-BS	-
700	XT, TRV, CORE	'13-'17	GYZ20H	YTX20H-BS	YTX20-BS	-
650	4x4 Automatic V2	'04-'06	-	YTX14AH-BS	-	YB14-A2
650	4X4 Automatic	'10	GYZ20H	YTX20H-BS	YTX20-BS	-
650	TRV	'09	-	YTX14AH-BS	-	YB14-A2
650	650H1, TBX650	'05-'09	-	YTX14AH-BS	-	YB14-A2
650	Mudpro	'10-'12	GYZ20H	YTX20H-BS	YTX20-BS	-
650	650, H1	'11-'12	GYZ20H	YTX20H-BS	YTX20-BS	-
600	Alterra	'22	GYZ20H	YTX20H-BS	YTX20-BS	-
570	Alterra 570	'19-'21	GYZ20H	YTX20H-BS	-	-
545	Alterra 550, TRV, LTD, S, XT, CORE	'10-'17	GYZ20H	YTX20H-BS	YTX20-BS	-
500	All Other Models	'09	-	YTX14AH-BS	-	YB14-A2
500	ATV 500	'13-'17	GYZ20H	YTX20H-BS	YTX20-BS	-
500	Alterra	'16	GYZ20H	YTX20H-BS	YTX20-BS	-
500	Alterra	'17-'18	GYZ20HL	YTX20HL-BS	YTX20L-BS	-
500	TRV	'13-'20	GYZ20H	YTX20H-BS	YTX20-BS	-
450	XC450	'11-'17	GYZ20HL	YTX20HL-BS	YTX20L-BS	-
450	ATV 450	'10-'12	GYZ20H	YTX20H-BS	YTX20-BS	-
450	ATV 450, Alterra	'13-'16	GYZ20HL	YTX20HL-BS	YTX20L-BS	-
450	Alterra	21-'22	GYZ20HL	YTX20HL-BS	YTX20L-BS	-
450	TRV	'11-'12	GYZ20H	YTX20H-BS	YTX20-BS	-
450	TRV, CORE	'13-'17	GYZ20HL	YTX20HL-BS	YTX20L-BS	-
400	All Models	All	-	YTX14AH-BS	-	YB14-A2
400	DVX 400	All	-	-	YTX9-BS	-
400	Alterra TRV, CORE	'17	-	YTX14AH-BS	-	YB14-A2
366	366	'08-'11	-	YTX14AH-BS	-	YB14-A2
350	ATV 350	'11-'12	-	YTX14AH-BS	-	YB14-A2
300	DVX300, Utility	'09-'16	-	-	YTX12-BS	-
300	Alterra	'17-'22	-	-	YTX12-BS	-
300	ATV 300, 4x4, 2x4	'98-'05	-	YTX14AHL-BS	-	SYB14L-A2
250	All Models	'05	-	YTX14AHL-BS	-	SYB14L-A2
250	DVX250, 2x4	'06-'10	-	-	YTX12-BS	-
150	150 Utility, Alterra	'09-'19	-	-	YTX9-BS	-
90	ATV 90, Y-12 Youth, 2-Stroke	'02-'04	-	YTZ5S	YTX4L-BS	-
90	ATV 90, Y-12 Youth, 4-Stroke	'04-'05	-	YTZ7S	YTX5L-BS	-
90	DVX90, Utility	'06-'19	-	YTZ7S	YTX5L-BS	-
90	Alterra 90	'17-'22	-	YTZ7S	YTX5L-BS	-
50	DVX50, Utility	'06-'08	-	YTZ7S	YTX5L-BS	-
50	ATV50 Y-6 Youth	'04-'05	-	YTZ5S	YTX4L-BS	-

CC	Model	Year	GYZ Series AGM	High Performance AGM	AGM	Yumicron / Conventional
BRP (Can-Am)						
1000	Outlander 1000, Renegade, 6x6	'12-'23	GYZ20HL	YTX20HL ^{FA}	YTX20HL ^{FA}	-
850	Outlander, Renegade	'16-'22	GYZ20HL	YTX20HL ^{FA}	YTX20HL ^{FA}	-
800	Outlander 800 EFI, MAX, Renegade	'06-'19	GYZ20HL	YTX20HL ^{FA}	YTX20L ^{FA}	-
650	DS650	'00-'07	-	-	YTX15L-BS	-

CC	Model	Year	GYZ Series AGM	High Performance AGM	AGM	Yumicron / Conventional
650	Quest	'02-'05	-	YTX20HL-BS-PW	-	YB16CL-B
650	Quest (Opt)	'02-'05	-	YTX24HL-BS	-	Y50-N18L-A-CX
650	Outlander	'06-'12	GYZ20HL	YTX20HL-BS	YTX20L-BS	-
650	Outlander, 6x6	'13-'23	GYZ20HL	YTX20HL ^{FA}	YTX20L ^{FA}	-
570	Outlander, Renegade	'16-'23	GYZ20HL	YTX20HL ^{FA}	YTX20L ^{FA}	-
500	Traxter (All Models), Quest	'99-'05	-	YTX20HL-BS-PW	-	YB16CL-B
500	Traxter (All Models), Quest (Opt)	'02-'05	-	YTX24HL-BS [*]	-	Y50-N18L-A-CX
500	Outlander, MAX, Renegade	'07-'15	GYZ20HL	YTX20HL ^{FA}	YTX20L ^{FA}	-
450	DS450	'08-'15	-	-	YTX7B-BS	-
450	Outlander	'16-'23	GYZ20HL	YTX20HL ^{FA}	YTX20L ^{FA}	-
400	Outlander 400	'03-'04	-	-	YTX15L-BS	-
400	Outlander 400, XT, MAX	'04-'15	GYZ20HL	YTX20HL ^{FA}	YTX20L ^{FA}	-
330	Outlander 330	'04-'05	-	-	YTX15L-BS	-
250	DS250	'06-'23	-	-	YTX12-BS	-
200	Rally	'02-'06	-	YTX14AH-BS	-	YB14A-A2
90	DS90, DS90F, Quest	'02-'23	-	YTZ5S-BS	YTX4L-BS	-
70	DS70	'08-'23	-	YTZ5S-BS	YTX4L-BS	-
50	DS50, Quest	'02-'06	-	YTZ5S-BS	YTX4L-BS	-

CC	Model	Year	GYZ Series AGM	High Performance AGM	AGM	Yumicron / Conventional
CF MOTO						
800	Cforce 800	'12-'22	GYZ32HL	YX30L-BS	-	-
600	Cforce 600	'19-'22	GYZ32HL	YX30L-BS	-	-
500	Cforce 500	'16-'22	GYZ32HL	YX30L-BS	-	-
500	Cforce 500	'07-'14	GYZ20HL	YTX20HL-BS	YTX20L-BS	-
400	Cforce 400	'16-'22	GYZ32HL	YX30L-BS	-	-

CC	Model	Year	GYZ Series AGM	High Performance AGM	AGM	Yumicron / Conventional
E-TON						
250	Vector250	'13	-	-	YTX12-BS	-
150	Viper150R	'13	-	-	YTX9-BS	-
150	CXL150 Yukon II	'00-'13	-	-	YTX9-BS	-
150	YXL150 Yukon	'00-'03	-	-	YTX9-BS	-
90	All models	'04-'13	-	YTZ7S	YTX5L-BS	-
90	AXL, TXL, NXL, RXL	'99-'03	-	YTZ5S-BS	YTX4L-BS	-
90	DXL90 Sierra	'99-'03	-	YTZ5S-BS	YTX4L-BS	-
70	Viper 70	'13	-	YTZ7S	YTX5L-BS	-
50	All models	'04-'05	-	YTZ7S	YTX5L-BS	-
50	AXL, TXL, NXL, RXL	'99-'03	-	YTZ5S-BS	YTX4L-BS	-

CC	Model	Year	GYZ Series AGM	High Performance AGM	AGM	Yumicron / Conventional
HONDA						
700	TRX700XX	'08-'13	-	-	YTX9-BS	-
680	TRX680FA Four Trax Rincon	'06-'22	GYZ20HL	YTX20HL-BS	YTX20L-BS	-
650	TRX650 FourTrax Rincon (Std.)	'03-'05	GYZ16H	YTX14H-BS	YTX14-BS	-
520	TRX520	'20-'24	GYZ16H	-	-	-
500	TRX500FA Fourtrax Rubicon	'01-'14	GYZ16H	YTX14H-BS	YTX14-BS	-
500	TRX500FA	'15-'19	GYZ16H	-	-	-
500	TRX500FE, FM, TM Trax Foreman	'05-'11	GYZ16H	YTX14H-BS	YTX14-BS	-
500	FourTrax Foreman ES, 4x4	'05-'09	GYZ16H	YTX14H-BS	YTX14-BS	-
500	TRX500FE, FPE, FM, FPM	'11-'19	GYZ16H	-	-	-
450	TRX450 Fourtrax Foreman S, ES	'98-'04	GYZ16H	YTX14H-BS	YTX14-BS	-
450	TRX450ER, TRX450R	'06-'13	-	YTZ7S	-	-
420	TRX420FA	'13	GYZ16H	YTX14H-BS	YTX14-BS	-
420	TRX420FA	'14-'24	GYZ16H	-	-	-
420	TRX420FE, FM, TE, TM	'20-'24	GYZ16H	YTX14H-BS	YTX14-BS	-
400	FL400R Pilot	'89-'90	GYZ16H	YTX14H-BS	YTX14-BS	-
400	TRX400 Rancher AT	'04-'06	GYZ16H	YTX14H-BS	YTX14-BS	-
400	TRX400X, EX, Fourtrax, Sportrax	'99-'13	-	-	YTX9-BS	-

^{FA} Must use factory activated battery
^{*} Top and front terminal mounts only

^K Available at Kawasaki dealers only
[†] This battery includes a sensor

ATV (ALL TERRAIN VEHICLE) APPLICATIONS

CC	Model	Year	GYZ Series AGM	High Performance AGM	AGM	Yumicron / Conventional	CC	Model	Year	GYZ Series AGM	High Performance AGM	AGM	Yumicron / Conventional	
400	TRX400FW Foreman	'95-'03	GYZ16H	YTX14H-BS	YTX14-BS	-	300	KVF300-B Prairie 300, 4x4	'99-'02	-	YTX14AH-BS	-	YB14A-A2	
350	FL350R Odyssey	'85	-	-	YTX12-BS	-	300	KVF300-B Prairie 300, 4x4 (CN)	'99-'02	-	YTX20HL-BS-PW	-	YB16CL-B	
350	TRX350 FE, FM, TE, TM	'00-'06	GYZ16H	YTX14H-BS	YTX14-BS	-	300	KVF300 Brute Force	'13-'23	-	-	YTX12-BS	-	
350	TRX350, D Fourtrax 4x4	'86-'89	GYZ16H	YTX14H-BS	YTX14-BS	-	250	KLF250-A Bayou	'03-'12	-	-	-	YB10A-A2	
300	TRX300 Fourtrax	'88-'00	GYZ16H	YTX14H-BS	YTX14-BS	-	250	KLF250-A Bayou (CN)	'03-'05	-	YTX14AH-BS	-	YB14A-A2	
300	TRX300X, EX	'93-'12	-	-	YTX9-BS	-	250	KLT250-A	'82-'83	-	-	-	YB12A-A	
300	TRX300FW Fourtrax 4x4	'88-'00	GYZ16H	YTX14H-BS	YTX14-BS	-	250	KLT250-C Prairie	'83	-	-	-	YB12A-A	
250	ATC250ES Big Red	'85-'87	-	-	YTX12-BS	-	250	KLT250-C Prairie	'84-'85	-	-	-	YB10L-B	
250	ATC250SX	'85-'87	-	-	YTX12-BS	-	220	KLF220-A Bayou	'88-'02	-	-	-	YB10A-A2	
250	TRX250A	'97-'01	-	-	YTX12-BS	-	220	KLF220-A Bayou (CN)	'92-'02	-	YTX14AH-BS	-	YB14A-A2	
250	TRX250X, EX	'01-'20	-	-	YTX9-BS	-	200	KLT200-A, C	'81-'84	-	-	-	YB10L-B	
250	TRX250 Fourtrax	'85-'87	-	-	YTX12-BS	-	200	KLT200-B, C	'83	-	-	-	YB12A-A	
250	TRX250 TE, TM, FourTrax Recon	'97-'20	-	-	YTX12-BS	-	185	KLF185-A Bayou	'85-'88	-	-	-	YB10L-B	
250	TRX250 Recon, ES	'97-'03	-	-	YTX12-BS	-	110	KLF110-B Mojave	'87-'88	-	-	-	YB9L-A2	
200	ATC200 Big Red	'82-'84	-	YTX14AH-BS	-	YB14A-A2	90	KFX90	'07-'23	-	YTZ7S	YTX5L-BS	-	
200	ATC200M	'84-'85	-	YTX14AH-BS	-	YB14A-A2	80	KSF80-A (KFX80)	'03-'05	-	YTZ7S	YTX5L-BS	-	
200	TRX200 Fourtrax	'90-'97	-	-	YTX12-BS	-	50	KFX50	'07-'23	-	YTZ7S	YTX5L-BS	-	
200	TRX200 Fourtrax	'84	-	YTX14AH-BS	-	YB14A-A2	KTM							
200	TRX200SX Fourtrax	'86-'88	-	-	YTX12-BS	-	525	XC ATV	'10-'13	-	YTZ7S	YTX5L-BS	-	
125	ATC125M	'86-'87	-	-	YTX12-BS	-	505	SX ATV	'08-'13	-	YTZ7S	YTX5L-BS	-	
125	ATC125M	'84-'85	-	-	-	YB9A-A	505	XC ATV	'08-'09	-	YTZ7S	YTX5L-BS	-	
125	TRX125 Fourtrax	'87-'88	-	-	YTX9-BS	-	450	SX ATV	'08-'12	-	YTZ7S	YTX5L-BS	-	
125	TRX125 Fourtrax	'85-'86	-	-	-	YB9A-A	450	XC ATV	'08-'12	-	YTZ7S	YTX5L-BS	-	
90	TRX90X, EX	'06-'20	-	YTZ7S	YTX5L-BS	-	KYMCO							
HYOSUNG							700	MXU700	'17	GYZ20HL	YTX20HL-BS	YTX20L-BS	-	
450	TE450S	'13	-	-	YTX9-BS	-	500	MXU500	'17	GYZ20HL	YTX20HL-BS	YTX20L-BS	-	
JOHN DEERE							450	Maxxer 450, MXU 450	'17	GYZ20HL	YTX20HL-BS	YTX20L-BS	-	
All Models	All	-	-	YTX20HL-BS-PW	-	YB16CL-B	300	Mongoose300	All	-	-	YTX12-BS	-	
KASEA							300	MXU300SD	All	-	-	-	YTX12-BS	-
250	Skyhawk 250	All	-	-	YTX7A-BS	-	250	Mongoose, MXU	All	-	-	YTX12-BS	-	
170	Skyhawk 170	All	-	-	YTX7A-BS	-	150	MXU150	All	-	-	YTX9-BS	-	
150	Skyhawk 150, Adventure Buggy	All	-	-	YTX7A-BS	-	90	Mongoose 90	All	-	YTZ7S	YTX5L-BS	-	
125	KS, KU Models, Adventure Buggy	All	-	-	YTX7A-BS	-	50	Mongoose 50	All	-	YTZ7S	YTX5L-BS	-	
90	Skyhawk 90	All	-	YTZ7S	YTX5L-BS	-	POLARIS							
90	KS, KU Models	All	-	-	YTX7A-BS	-	1000	Sportsman XP 48, 55	'19-'20-'22	GYZ32HL	YIX30L-BS	-	-	
65	KS, KU Models	All	-	-	YTX7A-BS	-	1000	Sportsman XP, Touring XP, HL (*16)	'16-'22	GYZ20HL	YIX20HL	-	-	
50	Mini Skyhawk	All	-	YTZ5S-BS	YTX4L-BS	-	1000	Sportsman XP, Touring XP	'15	GYZ20HL	YTX20HL ^{FA}	-	-	
50	Skyhawk 50	All	-	YTZ7S	YTX5L-BS	-	1000	Scrambler XP (55")	'20-'21	GYZ32HL	YIX30L ^{FA}	-	-	
KAWASAKI							1000	Scrambler	'14-'15	GYZ20HL	YTX20HL ^{FA}	-	-	-
750	KVF750 Brute Force, EPS	'05-'23	GYZ16H	-	KMX14-BS ^K	-	900	ACE SP	'16-'19	GYZ32HL	YIX30L	-	YB30L-B	
700	KVF650-A, B, D Prairie 700, 4x4	'04-'06	GYZ16H	-	KMX14-BS ^K	-	850	Sportsman XP	'09	GYZ32HL	YIX30L	-	-	
700	KFX700	'03-'10	GYZ16H	-	KMX14-BS ^K	-	850	Sportsman (opt.), WV (std.), Premium	'09-'22	GYZ32HL	YIX30L	-	-	
650	KVF650 Brute Force	'02-'13	GYZ16H	-	KMX14-BS ^K	-	850	Sportsman, XP, SP, Touring SP, HL (*16)	'10-'21	GYZ20HL	YTX20HL	-	-	
650	4x4 Advantage Classic	'02-'03	GYZ16H	-	KMX14-BS ^K	-	850	Scrambler 48, Sportsman SP 48	'19-'22	GYZ32HL	YIX30L ^{FA}	-	-	
450	KFX450R	'08-'14	-	YTZ8V	YTX7L-BS	-	850	Scrambler	'16-'18	GYZ20HL	YIX20HL	-	-	
400	KLF400-B Bayou 400 4x4	'93-'00	-	YTX20HL-BS-PW	-	YB16CL-B	850	Scrambler	'13-'15	GYZ20HL	YTX20HL ^{FA}	-	-	
400	KSF400-A (KFX400)	'03-'06	-	-	YTX9-BS	-	800	Sportsman	'05-'10	GYZ32HL	YIX30L	-	-	
400	KVF400-A Prairie 400 4x4	'97-'00	-	YTX14AH-BS	-	YB14A-A2	800	Sportsman	'11-'14	GYZ20HL	YTX20HL-BS	-	-	
400	KVF400-A Prairie 400 4x4 (CN)	'97-'00	-	YTX20HL-BS-PW	-	YB16CL-B	800	Sportsman 6x6	'14	-	YIX30L	-	-	
400	KVF400-B Prairie 400 4x4	'98-'00	-	YTX14AH-BS	-	YB14A-A2	700	Sportsman, Military	'02-'08	GYZ32HL	YIX30L	-	YB30L-B	
400	KVF400-B Prairie 400 4x4 (CN)	'98-'00	-	YTX20HL-BS-PW	-	YB16CL-B	700	Sportsman	'10	GYZ32HL	YIX30L	-	YB30L-B	
400	KVF400-C Prairie 400, 4x4	'99-'02	-	YTX14AH-BS	-	YB14A-A2	600	Sportsman	'04-'05	GYZ32HL	YIX30L	-	YB30L-B	
400	KVF400-C Prairie 400, 4x4 (CN)	'99-'02	GYZ16H	-	KMX14-BS ^K	-	570	Sportsman HO, EPS Tractor, Touring EPS	'14-'22	-	YTX14AH-BS	-	-	
400	KVF400-D Prairie 400, 4x4	'99-'02	-	YTX14AH-BS	-	YB14A-A2	570	UTL, E2, EPS Tractor EFI/ EPS, 6X6	'14-'22	-	YTX14AH-BS	-	-	
400	KVF400-D Prairie 400, 4x4 (CN)	'99-'01	GYZ16H	-	KMX14-BS ^K	-	570	ACE, ACE SP, EFI, EPS, EPS Utility	'15-'20	-	YTX14AH-BS	-	YB14A-A2	
360	KVF360 Prairie	'13	-	YTX14AH-BS	-	YB14A-A2	570	Premium, Latin, SP, UTL	'15-'20	-	YTX14AH-BS	-	YB14A-A2	
300	KEF300-A Lakota	'95-'00	-	YTX14AH-BS	-	YB14A-A2	570	Sportsman, EPS, Hunter, SP, Trail, Utility	21-'22	Unavailable	-	-	-	
300	KEF300-A Lakota Sport	'01-'03	-	YTX14AH-BS	-	YB14A-A2	550	Sportsman Touring, XP, X2	'09	GYZ20HL	YTX20HL-BS	-	-	
300	KEF300-B Lakota Sport	'01-'03	-	YTX14AH-BS	-	YB14A-A2	550	Sportsman Touring, X2	'10	GYZ20HL	YTX20HL-BS	-	-	
300	KLF300-A Bayou	'86-'87	-	YTX20HL-BS-PW	-	YB16CL-B	550	Sportsman XP	'10	-	YTX14AH ^{FA}	-	-	
300	KLF300-B Bayou	'88-'04	-	YTX14AH-BS	-	YB14A-A2	550	Sportsman EPS, X2, Touring	'10-'14	-	YTX14AH ^{FA}	-	-	
300	KLF300-B Bayou (CN)	'92-'99	-	YTX20HL-BS-PW	-	YB16CL-B	525	Outlaw 525	'08-'12	-	-	YTX9-BS	-	
300	KLF300-C Bayou 300 4x4	'89-'04	-	YTX14AH-BS	-	YB14A-A2	500	All Models (Excl. Predator, Sportsman)	'99-'12	-	YTX14AH-BS	-	YB14A-A2	
300	KLF300-C Bayou 300 4x4 (CN)	'92-'05	-	YTX20HL-BS-PW	-	YB16CL-B	500	Sportsman HO	'96-'13	-	YTX14AH-BS	-	YB14A-A2	
300	KVF300-A Prairie 300, 4x4	'99-'02	-	YTX14AH-BS	-	YB14A-A2	500	Sportsman EFI	'06	GYZ32HL	YIX30L	-	YB30L-B	
300	KVF300-A Prairie 300, 4x4 (CN)	'99-'01	-	YTX20HL-BS-PW	-	YB16CL-B								

HYOSUNG

450	TE450S	'13	-	-	YTX9-BS	-
-----	--------	-----	---	---	---------	---

JOHN DEERE

All Models	All	-	-	YTX20HL-BS-PW	-	YB16CL-B
------------	-----	---	---	---------------	---	----------

KASEA

250	Skyhawk 250	All	-	-	YTX7A-BS	-
170	Skyhawk 170	All	-	-	YTX7A-BS	-
150	Skyhawk 150, Adventure Buggy	All	-	-	YTX7A-BS	-
125	KS, KU Models, Adventure Buggy	All	-	-	YTX7A-BS	-
90	Skyhawk 90	All	-	YTZ7S	YTX5L-BS	-
90	KS, KU Models	All	-	-	YTX7A-BS	-
65	KS, KU Models	All	-	-	YTX7A-BS	-
50	Mini Skyhawk	All	-	YTZ5S-BS	YTX4L-BS	-
50	Skyhawk 50	All	-	YTZ7S	YTX5L-BS	-

KAWASAKI

750	KVF750 Brute Force, EPS	'05-'23	GYZ16H	-	KMX14-BS ^K	-
700	KVF650-A, B, D Prairie 700, 4x4	'04-'06	GYZ16H	-	KMX14-BS ^K	-
700	KFX700	'03-'10	GYZ16H	-	KMX14-BS ^K	-
650	KVF650 Brute Force	'02-'13	GYZ16H	-	KMX14-BS ^K	-
650	4x4 Advantage Classic	'02-'03	GYZ16H	-	KMX14-BS ^K	-
450	KFX450R	'08-'14	-	YTZ8V	YTX7L-BS	-
400	KLF400-B Bayou 400 4x4	'93-'00	-	YTX20HL-BS-PW	-	YB16CL-B
400	KSF400-A (KFX400)	'03-'06	-	-	YTX9-BS	-
400	KVF400-A Prairie 400 4x4	'97-'00	-	YTX14AH-BS	-	YB14A-A2
400	KVF400-A Prairie 400 4x4 (CN)	'97-'00	-	YTX20HL-BS-PW	-	YB16CL-B
400	KVF400-B Prairie 400 4x4	'98-'00	-	YTX14AH-BS	-	YB14A-A2
400	KVF400-B Prairie 400 4x4 (CN)	'98-'00	-	YTX20HL-BS-PW	-	YB16CL-B
400	KVF400-C Prairie 400, 4x4	'99-'02	-	YTX14AH-BS	-	YB14A-A2
400	KVF400-C Prairie 400, 4x4 (CN)	'99-'02	GYZ16H	-	KMX14-BS ^K	-
400	KVF400-D Prairie 400, 4x4	'99-'02	-	YTX14AH-BS	-	YB14A-A2
400	KVF400-D Prairie 400, 4x4 (CN)	'99-'01	GYZ16H	-	KMX14-BS ^K	-
360	KVF360 Prairie	'13	-	YTX14AH-BS	-	YB14A-A2
300	KEF300-A Lakota	'95-'00	-	YTX14AH-BS	-	YB14A-A2
300	KEF300-A Lakota Sport	'01-'03	-	YTX14AH-BS	-	YB14A-A2
300	KEF300-B Lakota Sport	'01-'03	-	YTX14AH-BS	-	YB14A-A2
300	KLF300-A Bayou	'86-'87	-	YTX20HL-BS-PW	-	YB16CL-B
300	KLF300-B Bayou	'88-'04	-	YTX14AH-BS	-	YB14A-A2
300	KLF300-B Bayou (CN)	'92-'99	-	YTX20HL-BS-PW	-	YB16CL-B
300	KLF300-C Bayou 300 4x4	'89-'04	-	YTX14AH-BS	-	YB14A-A2
300	KLF300-C Bayou 300 4x4 (CN)	'92-'05	-	YTX20HL-BS-PW	-	YB16CL-B
300	KVF300-A Prairie 300, 4x4	'99-'02	-	YTX14AH-BS	-	YB14A-A2
300	KVF300-A Prairie 300, 4x4 (CN)	'99-'01	-	YTX20HL-BS-PW	-	YB16CL-B

^K Available at Kawasaki dealers only
^{*} See Battery Cross Reference Chart on page 17

KTM

525	XC ATV	'10-'13	-	YTZ7S	YTX5L-BS	-
505	SX ATV	'08-'13	-	YTZ7S	YTX5L-BS	-
505	XC ATV	'08-'09	-	YTZ7S	YTX5L-BS	-
450	SX ATV	'08-'12	-	YTZ7S	YTX5L-BS	-
450	XC ATV	'08-'12	-	YTZ7S	YTX5L-BS	-

KYMCO

700	MXU700	'17	GYZ20HL	YTX20HL-BS	YTX20L-BS	-
500	MXU500	'17	GYZ20HL	YTX20HL-BS	YTX20L-BS	-
450	Maxxer 450, MXU 450	'17	GYZ20HL	YTX20HL-BS	YTX20L-BS	-
300	Mongoose300	All	-	-	YTX12-BS	-
300	MXU300SD	All	-	-	YTX12-BS	-
250	Mongoose, MXU	All	-	-	YTX12-BS	-
150	MXU150	All	-	-	YTX9-BS	-
90	Mongoose 90	All	-	YTZ7S	YTX5L-BS	-
50	Mongoose 50	All	-	YTZ7S	YTX5L-BS	-

POLARIS

1000	Sportsman XP 48, 55	'19-'20-'22	GYZ32HL</
------	---------------------	-------------	-----------

ATV (ALL TERRAIN VEHICLE) APPLICATIONS

CC	Model	Year	GYZ Series AGM	High Performance AGM	AGM	Yumicron / Conventional
500	Sportsman EFI	'07-'10	GYZ20HL	YTX20HL	-	-
500	Predator, Outlaw	'03-'06	-	-	YTX9-BS	-
500	ACE 500 SOHC	'18-'19	-	YTX14AH-BS	-	YB14A-A2
500	ACE 500 SOHC (Opt.)	'18-'19	GYZ32HL	-	-	-
450	Sportsman HO, HD 2X4	'16-'20	-	YTX14AH-BS	-	YB14A-A2
450	Sportsman HO, EPS, Utility	21-'22	Unavailable	-	-	-
450	Diesel .445 Litre (primary)	'99-'03	GYZ32HL	YDX30L	-	YB30L-B
450	Diesel .445 Litre (secondary)	'99-'03	-	YTX14AH-BS	-	YB14A-A2
450	Outlaw 450	'07-'10	-	-	YTX9-BS	-
425	All Models	'95-'02	-	YTX14AH-BS	-	YB14A-A2
400	All Models	'94-'14	-	YTX14AH-BS	-	YB14A-A2
335	Sportsman	'98-'01	-	YTX14AH-BS	-	YB14A-A2
330	Magnum, Trail	'03-'13	-	YTX14AH-BS	-	YB14A-A2
325	ACE	'14-'16	GYZ32HL	YDX30L	-	YB30L-B
325	All Models	'87-'02	-	YTX14AH-BS	-	YB14A-A2
300	Hawkeye, Sportsman 300	'06-'10	-	YTX14AH-BS	-	YB14-B2
250	All models	'85-'05	-	YTX14AH-BS	-	YB14A-A2
200	Phoenix, Sawtooth	'05-'20	-	-	YTX12-BS	-
150	ACE EFI	20-'21	-	-	YTX9-BS	-
150	ATV Ranger	'18-'19	-	-	YTX9-BS	-
110	Outlaw	'16-'22	-	YTZ7S	YTX5L-BS	-
110	Sportsman	'16-'22	-	YTZ7S	YTX5L-BS	-
90	Predator, Sportsman, Outlaw	'03-'14	-	YTZ7S	YTX5L-BS	-
90	Scrambler, Sportsman	'01-'02	-	YTZ5S-BS	YTX4L-BS	-
70	Outlaw	22-'23	-	-	YTX9-BS	-
50	Outlaw, Predator (-'07)	'04-'23	-	YTZ7S	YTX5L-BS	-
50	Scrambler	'01-'02	-	YTZ5S-BS	YTX4L-BS	-
50	Scrambler	'03	-	YTZ7S	YTX5L-BS	-

QIANJIANG

100	ATV100	All	-	YTZ5S-BS	YTX4L-BS	-
50	ATV50	All	-	YTZ5S-BS	YTX4L-BS	-

SUZUKI

750	LT-A750X King Quad	'07-'23	-	YTX20CH-BS	-	-
700	LT-A700X King Quad	'05-'07	-	YTX20CH-BS	-	-
700	LT-V700F Twin Peaks	'04-'05	GYZ16H	YTX14H-BS	YTX14-BS	-
500	LT-A500F QuadMaster	'00-'01	-	-	YTX16-BS-1	-
500	LT-A500F Vinson 4WD	'04-'07	-	YTX20CH-BS	-	-
500	LT-A500F Vinson 4WD	'02-'03	-	YTX20CH-BS	YTX16-BS	-
500	LT-F500F Vinson Manual 4WD	'04-'07	-	YTX20CH-BS	-	-
500	LT-F500F Vinson Manual 4WD	'03	-	YTX20CH-BS	YTX16-BS	-
500	LT-A500X King Quad	'11-'23	-	YTX20CH-BS	-	-
450	LT-A450 King Quad	'07-'11	GYZ16H	YTX14H-BS	YTX14-BS	-
450	LT-R450 QuadRacer	'06-'11	-	-	YTX7A-BS	-
400	LT-A400 Eiger 2WD, F Eiger 4WD	'02-'07	GYZ16H	YTX14H-BS	YTX14-BS	-
400	LT-F400 Eiger 2WD, F Eiger 4WD	'02-'07	GYZ16H	YTX14H-BS	YTX14-BS	-
400	LT-Z400 QuadSport	'03-'16	-	-	YTX9-BS	-
400	LT-A400F, F400F King Quad	'10-'23	GYZ16H	YTX14H-BS	YTX14-BS	-
300	LT-F4WDX KingQuad	'99-'02	-	YTX14AH-BS	-	YB14A-A2
300	LT-F4WDX KingQuad (Opt)	'99-'02	-	-	-	Y50-N18A-A
300	LT300E QuadRunner 300E	87-'89	-	YTX14AH-BS	-	YB14A-A2
300	LT-F300F KingQuad	'99-'02	-	YTX14AH-BS	-	YB14A-A2
300	LT-F300F KingQuad (CN, Opt)	'99-'02	-	-	-	Y50-N18A-A
280	LT-F4WDX KingQuad	'91-'99	-	YTX14AH-BS	-	YB14A-A2
280	LT-F4WDX KingQuad (CN, Opt)	'91-'99	-	-	-	Y50-N18A-A
250	LT250EF QuadRunner	'85-'86	-	-	-	Y50-N18A-A
250	LT-4WD QuadRunner	'87-'99	-	YTX14AH-BS	-	YB14A-A2
250	LT-4WD QuadRunner (Opt)	'87-'99	-	-	-	Y50-N18A-A
250	LT-F250 QuadRunner	'88-'01	-	YTX14AH-BS	-	YB14A-A2
250	LT-F250 QuadRunner (Opt)	'88-'01	-	-	-	Y50-N18A-A
250	LT-F250, Ozark	'02-'16	-	-	YTX12-BS	-
250	LT-F250F QuadRunner	'99-'02	-	YTX14AH-BS	-	YB14A-A2
250	LT-F250F QuadRunner (CN, Opt)	'99-'02	-	-	-	Y50-N18A-A
250	LT-Z250 QuadSport	'04-'11	-	-	YTX9-BS	-
230	LT230E QuadRunner	'87	Not available	-	-	-
230	LT230E QuadRunner	'88-'93	-	-	YTX12-BS	-
230	LT230GE QuadRunner	'85-'86	-	-	-	YB10A-A2
230	LT-F230 QuadRunner	'86-'87	-	-	-	YB10A-A2

CC	Model	Year	GYZ Series AGM	High Performance AGM	AGM	Yumicron / Conventional
160	LT160 E QuadRunner	'89-'94	-	-	-	YB9A-A
160	LT160 E QuadRunner	'03-'04	-	-	-	YB9A-A
160	LT-F160 QuadRunner	'91-'01	-	-	-	YB9A-A
90	LT-Z90 QuadSport	'07-'23	-	-	-	YTX7A-BS
80	LT80 QuadSport 80	'87-'06	-	YTZ7S	-	YTX5L-BS
50	LT-Z50 QuadSport	'06-'19	-	YTZ7S	-	YTX5L-BS

YAMAHA

700	YFM7FG Grizzly	'07-'13	GYZ20HL	YTX20HL-BS	YTX20L-BS	-
700	YFM700DE, DH, PE, PF, PH, PS Grizzly	'14-'15	GYZ20HL	YTX20HL-BS	YTX20L-BS	-
700	YFM70 Grizzly	'16-'23	GYZ20HL	YTX20HL-BS	YTX20L-BS	-
700	Raptor 700, R, R SE	'06-'23	-	-	YTX9-BS	-
700	Kodiak 700, EPS	'16-'22	GYZ20HL	YTX20HL-BS	YTX20L-BS	-
660	YFM660FP, FR, FH, FL Grizzly	'02-'04	GYZ20HL	YTX20HL-BS	YTX20L-BS	-
660	YFM66FA, FG Grizzly	'05-'08	GYZ20HL	YTX20HL-BS	YTX20L-BS	-
660	YFM660RU, RT, PRR, RL, RS Raptor	'01-'05	GYZ16H	YTX14H-BS	YTX14-BS	-
600	YFM600FW, FH Grizzly	'98-'01	GYZ20HL	YTX20HL-BS	YTX20L-BS	-
600	YFM600FW Grizzly	'98-'01	GYZ20HL	YTX20HL-BS	YTX20L-BS	-
550	YFM5FG, YFM50PE, DE, DH Grizzly	'09-'14	GYZ20HL	YTX20HL-BS	YTX20L-BS	-
450	YFM45FG Grizzly	'07-'14	GYZ20HL	YTX20HL-BS	YTX20L-BS	-
450	YFM45FX Wolverine	'06-'10	GYZ20HL	YTX20HL-BS	YTX20L-BS	-
450	YFM450FA, YFM45FA Kodiak	'03-'06	GYZ20HL	YTX20HL-BS	YTX20L-BS	-
450	YFM45KD, KP Kodiak	'18-'23	GYZ20HL	YTX20HL-BS	YTX20L-BS	-
450	YFZ450	'04-'13	-	-	YTX7B-BS	-
450	YFZ450	'17	-	YTZ7S	YTX5L-BS	-
450	YFZ450X	'08	-	-	YTX7B-BS	-
450	YFZ450X	'10-'11	-	YTZ7S	YTX5L-BS	-
450	YFZ450R	'09-'23	-	YTZ7S	-	-
400	YFM40FB Big Bear	'00-'12	GYZ20HL	YTX20HL-BS	YTX20L-BS	-
400	YFM40FG Grizzly	'07-'08	-	YTX14AH-BS	-	-
400	YFM40FW Kodiak	'93-'95	-	YTX14AH-BS	-	YB14A-A1
400	YFM40FW Kodiak/Automatic	'03-'06	-	YTX14AH-BS	-	-
400	YFM40FW Kodiak/Automatic	'96-'02	GYZ20HL	YTX20HL-BS	YTX20L-BS	-
400	YFM40FWN Big Bear	'00-'03	GYZ20HL	YTX20HL-BS	YTX20L-BS	-
350	YFM35B Bruin	'04-'06	-	YTX14AH-BS	-	-
350	YFM35ER Moto 4	'87-'95	-	YTX14AH-BS	-	YB14A-A1
350	YFM35F, U Big Bear	'87-'99	-	YTX14AH-BS	-	YB14A-A1
350	YFM35FX Wolverine	'95-'05	-	-	-	YB12C-A
350	YFM35FX Wolverine	'06-'09	-	YTX14AH-BS	-	-
350	YFM35FG Grizzly	'07-'14	-	YTX14AH-BS	-	-
350	YFM35R Raptor	'04-'13	-	YTZ10S	-	-
350	YFM35U Big Bear	'87-'99	-	YTX14AH-BS	-	YB14A-A1
350	YFM35X Warrior	'87-'04	-	-	-	YB12C-A
350	YFP35 TerraPro	'88	-	YTX14AH-BS	-	YB14A-A1
300	Grizzly 300 Automatic	'12-'13	-	-	YTX12-BS	-
250	YFB250, F Timber Wolf	'92-'00	-	-	-	YB12C-A
250	YFM25 Bear Tracker	'99-'04	-	YTX14AH-BS	-	YB14A-A2
250	YFM250 Moto 4	'89-'91	-	YTX14AH-BS	-	YB14A-A1
250	YFM25B Big Bear	'07-'09	-	YTX14AH-BS	-	YB14A-A2
250	YFM25B Bruin	'05-'06	-	YTX14AH-BS	-	YB14A-A2
250	YFM25R Raptor, R	'08-'13	-	YTZ7S	YTX5L-BS	-
230	YFU-1/T Pro-Hauler	'89	-	YTX14AH-BS	-	YB14A-A1
225	YFM225 Moto 4	'86-'88	-	YTX14AH-BS	-	YB14A-A1
225	YTM225DR, DX Tri-Moto	'83-'86	-	YTX14AH-BS	-	YB14A-A1
200	YFM200, DX Moto 4	'85-'89	-	YTX14AH-BS	-	YB14A-A1
200	YTM200, E, ER Tri Moto	'83-'85	-	YTX14AH-BS	-	YB14A-A1
125	YFA-1 Breeze	'89-'04	-	-	-	YB12C-A
125	YFM125S, Grizzly	'04-'13	-	-	-	YB12C-A
125	YFM125R, Raptor	'11-'13	-	YTZ7S	YTX5L-BS	-
100	YFM100 Champ	'87-'90	-	-	-	12N7-3B
100	YFM100 Champ	'91	-	-	-	12N7D-3B
90	YFM90R Raptor	'09-'23	-	YTZ7S	YTX5L-BS	-
90	YFM90 Grizzly	19-'23	-	YTZ7S	YTX5L-BS	-
80	YFM80 Badger	'85-'01	-	-	-	12N7-3B
80	YFM80 Grizzly	'05-'08	-	-	-	12N7-3B
80	YFM80R Raptor	'02-'08	-	-	-	12N7-3B
50	YFM50 Raptor	'04-'08	-	-	-	12N7-3B
50	YFZ50	'17-'23	-	YTZ7S	YTX5L-BS	-

FA Must use factory activated battery

* See Battery Cross Reference Chart on page 17

PWC (PERSONAL WATERCRAFT) APPLICATIONS

PWC (PERSONAL WATERCRAFT) APPLICATIONS

CC	Model	Year	GYZ Series AGM	High Performance AGM	AGM	Yumicron / Conventional
AQUA-JET CO.						
432	Aqua-Jet SX1	'89-'90	-	-	-	YB16-B
430	Aqua-Jet SX1	'91	-	-	-	YB16-B

ARCTIC CAT

770	Tiger Shark	'97-'99	-	YTX14AHL-BS	-	YB14L-A2
640	Tiger Shark	'97-'99	-	YTX14AHL-BS	-	YB14L-A2
	Tiger Shark	'93-'96	-	-	-	YB16C-B

BRP (SEA-D00)

1630	Fish Pro Sport, Trophy, Explorer	'19-'23	GYZ20HL	YTX20HL	YTX20L	-
	GTI, GTR, GTX, RXP, RXT, WAKE	'20-'23	GYZ20HL	YTX20HL	YTX20L	-
1500	GTI, GTR, GTS, GTX, RXT, RXP, WAKE Pro	'16-'23	GYZ20HL	YTX20HL-BS	YTX20L-BS	-
	GTI, GTX, GTR RXP, RXT, WAKE	'15	-	YIX30L-PW	-	YB30CL-B
	GTX 4-Tec, RXP	'03-'07	-	YIX30L-PW	-	YB30CL-B
	All Models	'88-'93	GYZ20HL	YTX20HL-PW	YTX20L-BS	YB16CL-B
	All Other Models	'94-'07	-	YTX20HL-PW	-	YB16CL-B
900	SPARK	'14-'23	GYZ20HL	YTX20HL-BS	YTX20L-BS	-
	GTI 90	'18-'22	GYZ20HL	YTX20HL-BS	YTX20L-BS	-
780	3D	'07	-	YTX20HL-BS-PW	-	YB16CL-B

HONDA

1470	AquaTrax F-15, F-15X	'03-'13	GYZ20HL	YTX20HL-BS	YTX20L-BS	-
1235	AquaTrax F/R-12, F/R-12X	'02-'09	GYZ20HL	YTX20HL-BS	YTX20L-BS	-

KAWASAKI (JET SKI)

1500	JT1500-A, STX, STX-15F	'04-'22	-	YTX20HL-BS	YTX20L-BS	-
	JT1500B, C, 250X, Ultra LX, 260(LX), 300(LX)	'07-'20	-	YTX20HL-BS	YTX20L-BS	-
	SXR, STX160, ULTRA 160	'17-'23	-	YTX20HL-BS	YTX20L-BS	-
	Ultra 310, LX, R, X	'14-'23	-	YTX20HL-BS	YTX20L-BS	-
1200	JH1200-A, B Ultra 150	'99-'05	GYZ20HL	YTX20HL-BS	YTX20L-BS	-
	JT1200-A-B, C, STX-R, STX-12F	'02-'07	GYZ20HL	YTX20HL-BS	YTX20L-BS	-
1100	JH1100 Zxi	'96-'03	GYZ20HL	YTX20HL-BS	YTX20L-BS	-
	JH1100-B Ultra 130	'01-'04	GYZ20HL	YTX20HL-BS	YTX20L-BS	-
	JT1100 STX	'97-'03	GYZ20HL	YTX20HL-BS	YTX20L-BS	-
900	JH900 Zxi	'95-'97	GYZ20HL	YTX20HL-BS	YTX20L-BS	-
	JT900 STS, STX	'97-'05	GYZ20HL	YTX20HL-BS	YTX20L-BS	-
800	JS800 SX-R	'03-'13	GYZ20HL	YTX20HL-BS	YTX20L-BS	-
750	JH750 B1-b3	'93-'95	-	YTX20HL-PW	-	YB16CL-B
	JH750 E1, F2, G1, G2	'95-'99	GYZ20HL	YTX20HL-BS	YTX20L-BS	-

CC	Model	Year	GYZ Series AGM	High Performance AGM	AGM	Yumicron / Conventional
	JH750 SS, ST, Xi, XiR	'92-'99	-	YTX20HL-PW	-	YB16CL-B
	JH750 ST, Zxi	'95-'97	GYZ20HL	YTX20HL-BS	YTX20L-BS	-
	JH750 SX, ZX	'92-'95	-	YTX20HL-PW	-	YB16CL-B
	JS750 SX, ZX	'92-'95	-	YTX20HL-PW	-	YB16CL-B
	JS750 SXi, SXi Pro	'95-'02	GYZ20HL	YTX20HL-BS	YTX20L-BS	-
	JT750 STS, STX	'96-'98	GYZ20HL	YTX20HL-BS	YTX20L-BS	-
650	JF650 TS	'89-'96	-	YTX20HL-PW	-	YB16CL-B
	JF650 X2	'86-'95	-	YTX20HL-PW	-	YB16CL-B
	JL650 SC	'91-'95	-	YTX20HL-PW	-	YB16CL-B
	JS650 SX	'87-'95	-	YTX20HL-PW	-	YB16CL-B
550	JS550	'82-'85	GYZ20HL	YTX20HL-BS	YTX20L-BS	YB16L-B
	JS550, SX	'86-'95	-	YTX20HL-PW	-	YB16CL-B
440	JS440	'87-'92	-	YTX20HL-PW	-	YB16CL-B
	JS440	'77-'86	GYZ20HL	YTX20HL-BS	YTX20L-BS	YB16L-B
400	JS400	'76	GYZ20HL	YTX20HL-BS	YTX20L-BS	YB16L-B
300	JS300 TS, SX	'86-'91	-	YTX20HL-PW	-	YB16CL-B

POLARIS

All	All Models	All	-	YTX20HL-PW	-	YB16CL-B
-----	------------	-----	---	------------	---	----------

S.O.S. MARINE MFG

All	All Models	All	GYZ20H	YTX20H-BS	YTX20-BS	-
-----	------------	-----	--------	-----------	----------	---

ULTRANAUTICS

1250	Jet Star1250 (Boat)	'88-'90	-	-	-	53030
800	All Models	'87-'92	-	-	-	53030
	Wet Bike	'85-'86	-	-	-	YHD-12H
	Jet Star1260 (Boat)	91	-	-	-	53030

WET JET INTERNATIONAL

All	All Models	All	GYZ20H	YTX20H	YTX20-BS	-
-----	------------	-----	--------	--------	----------	---

YAMAHA

All	All Wave Runner Models	'87-'08	-	YTX20HL-PW	-	YB16CL-B
1800	FX, FZR, FZS, VXS, VXR	'09-'20	-	YTX20HL-PW	-	YB16CL-B
1050	VX, V1	'09-'20	-	YTX20HL-PW	-	YB16CL-B
1049	EX	'17-'19	-	YTX20HL-PW	-	YB16CL-B
700	Superjet	'09-'17	-	YTX20HL-PW	-	YB16CL-B
	Jet Blaster	21-'22	-	YTX20HL-BS	YTX20L-BS	-
	FX	21-'22	-	YTX20HL-BS	YTX20L-BS	-
	EX, EXR, SJ	21-'22	-	YTX20HL-BS	YTX20L-BS	-

SNOWMOBILE APPLICATIONS

CC	Model	Year	GYZ Series AGM	High Performance AGM	AGM	Yumicron / Conventional
ARCTIC CAT						
1100	Z1, TZ1, F1100, M1100, Bearcat Z1	'01-'14	GYZ20H	YTX20H-BS	YTX20-BS	-
	ZR 7000, ZR 9000	'14-'21	GYZ20H	YTX20H-BS	YTX20-BS	-
	XF1100, T1100, ZR 5000	'14-'17	GYZ20H	YTX20H-BS	YTX20-BS	-
	XF 7000, 8000, 9000	'14-'19	GYZ20H	YTX20H-BS	YTX20-BS	-
	M 8000, 9000	'14-'19	GYZ20H	YTX20H-BS	YTX20-BS	-
	M 7000	'15-'16	GYZ20H	YTX20H-BS	YTX20-BS	-
	Pantera 7000	'15-'19	GYZ20H	YTX20H-BS	YTX20-BS	-
	Bearcat 7000	'15-'19	GYZ20H	YTX20H-BS	YTX20-BS	-
	Bearcat 5000	'15-'17	GYZ20H	YTX20H-BS	YTX20-BS	-
800	F8 LXR, F800, M800, XF800	'07-'13	GYZ20H	YTX20H-BS	YTX20-BS	-
	ZR 8000	'14-'21	GYZ20H	YTX20H-BS	YTX20-BS	-
	Norseman 8000	'19-'22	GYZ20H	YTX20H-BS	YTX20-BS	-

CC	Model	Year	GYZ Series AGM	High Performance AGM	AGM	Yumicron / Conventional
	Riot 8000	'20-'22	GYZ20H	YTX20H-BS	YTX20-BS	-
700	Bearcat 3000, Pantera 3000	'16-'19	GYZ20H	YTX20H-BS	YTX20-BS	-
	ZR 3000, Norseman 3000	'17-'19	GYZ20H	YTX20H-BS	YTX20-BS	-
600	M 6000	'14-'21	GYZ20H	YTX20H-BS	YTX20-BS	-
	M 6000	'15-'19	GYZ20H	YTX20H-BS	YTX20-BS	-
	XF 6000	'17-'18	GYZ20H	YTX20H-BS	YTX20-BS	-
	Norseman 6000	'18-'19	GYZ20H	YTX20H-BS	YTX20-BS	-
	Riot 6000	'20-'22	GYZ20H	YTX20H-BS	YTX20-BS	-
570	F570, T570	'08-'14	GYZ20H	YTX20H-BS	YTX20-BS	YB18-A
565	Lynx 2000	'15-'20	GYZ20H	YTX20H-BS	YTX20-BS	-
	Bearcat 2000	'17-'20	GYZ20H	YTX20H-BS	YTX20-BS	-
500	F5 LXR	'07-'14	GYZ20H	YTX20H-BS	YTX20-BS	YB18-A
	4 Stroke Trail, Touring	'02-'03	-	YTX24HL-BS	-	Y50-N18L-A-CX
	Bearcat 340, 440	'95-'00	-	YTX14AH-BS	-	YB14-A2

- † Top and front terminal mounts only
- † This battery includes a sensor

SNOWMOBILE APPLICATIONS

CC	Model	Year	GYZ Series AGM	High Performance AGM	AGM	Yumicron / Conventional
	Bearcat 570	'04-'08	-	YTX24HL-BS	-	Y50-N18L-A-CX
	Bearcat 570	'09-'14	GYZ20H	YTX20H-BS	YTX20-BS	-
	Bearcat WT Turbo	'06-'08	-	YTX24HL-BS	-	-
	Bearcat WT	'05-'08	-	YTX24HL-BS	-	-
	Bearcat WT	'03-'04	-	YTX24HL-BS	-	Y50-N18L-A-CX
	Bearcat WT	'95-'02	GYZ20H	YTX20H-BS	YTX20-BS	YB18-A
	Blast 4000	21-'22	GYZ20H	YTX20H	YTX20-BS	-
	Cheetah 340,550	'94	-	YTX14AH-BS	-	YB14-A2
	Cheetah 440 1-Speed, 2-Speed	'94	-	YTX14AHL-BS	-	SYB14L-A2
	Cheetah	'91-'93	-	YTX14AHL-BS	-	SYB14L-A2
	Cheetah	'89-'90	GYZ20HL	YTX20HL-BS	YTX20L-BS	YB16L-B
	Cougar	'95-'98	GYZ20H	YTX20H-BS	YTX20-BS	YB18-A
	Cougar	'91-'94	-	YTX14AHL-BS	-	SYB14L-A2
	Cougar	'89-'90	GYZ20HL	YTX20HL-BS	YTX20L-BS	YB16L-B
	Crossfire 500	'07	GYZ20H	YTX20H-BS	YTX20-BS	-
	Crossfire 600	'06-'07	GYZ20H	YTX20H-BS	YTX20-BS	-
	Crossfire 700	'06	GYZ20H	YTX20H-BS	YTX20-BS	-
	El Tigre 5000	'87-'88	-	YTX14AHL-BS	-	YB14L-A2
	EXT	'95-'97	-	-	-	YB7-A*
	EXT	'92-'94	-	YTX14AHL-BS	-	SYB14L-A2
	El Tigre, EXT	'89-'91	GYZ20HL	YTX20HL-BS	YTX20L-BS	YB16L-B
	EXT (Powder Special)	'95-'96	GYZ20H	YTX20H-BS	YTX20-BS	YB18-A
	EXT (EFI)	'98	GYZ20H	YTX20H-BS	YTX20-BS	YB18-A
	EXT (EFI)	'95-'97	-	-	-	YB7-A*
	EXT (EFI)	'94	GYZ20H	YTX20H-BS	YTX20-BS	YB18-A
	EXT 600	'97-'98	GYZ20H	YTX20H-BS	YTX20-BS	YB18-A
	EXT Dix (EFI)	'97-'98	-	YTX24HL-BS	-	Y50-N18L-A-CX
	EXT Special	91-'92	-	YTX14AHL-BS	-	YB14L-A2
	F6, F8, F1000	'07-'09	GYZ20H	YTX20H-BS	YTX20-BS	-
	F5	'07-'09	GYZ20H	YTX20H-BS	YTX20-BS	YB18-A
	Firecat	'03-'06	-	YTX24HL-BS	-	Y50-N18L-A-CX
	Jag AFS	'89-'91	-	YTX14AHL-BS	-	SYB14L-A2♦
	Jag AFS LT	'89-'93	-	YTX14AHL-BS	-	SYB14L-A2♦
	Jag Liquid	'96	-	YTX14AH-BS	-	YB14-A2
	Jag Z	'94	-	YTX14AH-BS	-	YB14-A2
	Jag Z	'93	-	YTX14AHL-BS	-	SYB14L-A2♦
	Jag, Jag Dlx	'94-'99	-	YTX14AH-BS	-	YB14-A2
	Jag, Jag Dlx	'85-'93	-	YTX14AHL-BS	-	SYB14L-A2♦
	Jaguar	'07	GYZ20H	YTX20H-BS	YTX20-BS	-
	King Cat 900	'04-'06	-	YTX24HL-BS	-	Y50-N18L-A-CX
	Lynx	'91-'93	-	YTX14AHL-BS	-	SYB14L-A2♦
	M 5	'05-'06	GYZ20H	YTX20H-BS	YTX20-BS	-
	M 6	'05-'07	GYZ20H	YTX20H-BS	YTX20-BS	-
	M 7	'05-'06	GYZ20H	YTX20H-BS	YTX20-BS	-
	Mountain Cat	'01	GYZ20H	YTX20H-BS	YTX20-BS	YB18-A
	Mountain Cat 500	'02	GYZ20H	YTX20H-BS	YTX20-BS	YB18-A
	Mountain Cat 570	'02-'04	-	YTX24HL-BS	-	Y50-N18L-A-CX
	Mountain Cat 600	'02-'04	GYZ20H	YTX20H-BS	YTX20-BS	YB18-A
	Mountain Cat 800	'02-'04	-	YTX24HL-BS	-	Y50-N18L-A-CX
	Mountain Cat 900	'03-'04	-	YTX24HL-BS	-	Y50-N18L-A-CX
	Mountain Cat 1000	'02	GYZ20H	YTX20H-BS	YTX20-BS	YB18-A
	Pantera 1000	'01-'02	GYZ20H	YTX20H-BS	YTX20-BS	YB18-A
	Pantera 580	'99-'01	GYZ20H	YTX20H-BS	YTX20-BS	YB18-A
	Pantera,580	'95-'98	-	YTX24HL-BS	-	Y50-N18L-A-CX
	Pantera	'94	GYZ20H	YTX20H-BS	YTX20-BS	YB18-A
	Pantera	'86-'93	-	YTX14AHL-BS	-	SYB14L-A2♦
	Pantera	'80-'85	-	-	-	YB16L-B
	Pantera 550, 600	'02-'05	GYZ20H	YTX20H-BS	YTX20-BS	YB18-A
	Pantera 800	'02-'04	-	YTX24HL-BS	-	Y50-N18L-A-CX
	Panther	'94-'96	-	YTX14AH-BS	-	YB14-A2
	Panther	'89-'93	-	YTX14AHL-BS	-	SYB14L-A2♦
	Panther	'80-'88	-	-	-	YB16L-B
	Panther 340	'98-'00	-	YTX14AH-BS	-	YB14-A2
	Panther 370	'01-'08	-	YTX14AH-BS	-	YB14-A2
	Panther 440	'97-'02	-	YTX14AH-BS	-	YB14-A2
	Panther 550	'97-'01	GYZ20H	YTX20H-BS	YTX20-BS	YB18-A
	Panther 570	'02-'07	-	YTX24HL-BS	-	Y50-N18L-A-CX
	Panther 660	'06-'08	-	YTX24HL-BS	-	Y50-N18L-A-CX

CC	Model	Year	GYZ Series AGM	High Performance AGM	AGM	Yumicron / Conventional
	Powder Extreme	'97-'98	GYZ20H	YTX20H-BS	YTX20-BS	YB18-A
	Powder Special	'95-'97	GYZ20H	YTX20H-BS	YTX20-BS	YB18-A
	Prowler, 2-Up (w/o electric start)	'94	-	-	-	YB7-A*
	Prowler, 2-Up (with electric start)	'94	GYZ20H	YTX20H-BS	YTX20-BS	YB18-A
	Prowler	'90-'93	-	YTX14AHL-BS	-	YB14L-A2
	Prowler 2-Up	'91-'93	-	YTX14AHL-BS	-	YB14L-A2
	Prowler 2-Up	'95	GYZ20H	YTX20H-BS	YTX20-BS	YB18-A
	Prowler Special	'91-'92	GYZ20H	YTX20H-BS	YTX20-BS	YB18-A
	Puma, 2-Up, Deluxe	'94-'97	-	YTX14AH-BS	-	YB14-A2
	Sabercat 500 LX	'04-'05	GYZ20H	YTX20H-BS	YTX20-BS	YB18-A
	Sabercat 500, 600, 700	'04-'06	-	YTX24HL-BS	-	Y50-N18L-A-CX
	T660 Touring	'04-'08	-	YTX24HL-BS	-	Y50-N18L-A-CX
	T660 Turbo	'04-'07	-	YTX24HL-BS	-	-
	Thundercat	'97-'02	GYZ20H	YTX20H-BS	YTX20-BS	YB18-A
	Wildcat (EFI)	'95-'96	-	-	-	YB7-A*
	Wildcat (EFI)	'93	-	YTX14AHL-BS	-	SYB14L-A2♦
	Wildcat MC	'94-'96	-	-	-	YB7-A*
	Wildcat Touring	'95-'96	-	-	-	YB7-A*
	Z 440	'98-'06	-	YTX14AH-BS	-	YB14-A2
	Z 370	'99-'07	-	YTX14AH-BS	-	YB14-A2
	Z 570	'02-'07	-	YTX24HL-BS	-	Y50-N18L-A-CX
	ZL 500	'01-'02	GYZ20H	YTX20H-BS	YTX20-BS	YB18-A
	ZL 550, 600	'01-'03	GYZ20H	YTX20H-BS	YTX20-BS	YB18-A
	ZL 800	'01	GYZ20H	YTX20H-BS	YTX20-BS	YB18-A
	ZL 800	'02-'03	-	YTX24HL-BS	-	Y50-N18L-A-CX
	ZR 580 (EFI)	'95-'96	-	-	-	YB7-A*
	ZR 500, 600	'01-'02	GYZ20H	YTX20H-BS	YTX20-BS	YB18-A
	ZR 800	'02-'03	-	YTX24HL-BS	-	Y50-N18L-A-CX
	ZR 900	'03-'06	-	YTX24HL-BS	-	Y50-N18L-A-CX
	ZRT 600,800	'97-'02	GYZ20H	YTX20H-BS	YTX20-BS	YB18-A
200	ZR 200	'18-'22	-	YTZ8V	YTX7L-BS	-

BRP (SKI-D00)

Model	Year	GYZ Series AGM	High Performance AGM	AGM	Yumicron / Conventional
All 4-stroke	'03	-	YTX24HL-BS	-	-
All Models	'98	-	YTX24HL-BS	-	Y50-N18L-A-CX
CK3 Types	'99-'03	-	YTX24HL-BS	-	Y50-N18L-A-CX
Elite	'04-'06	GYZ32HL	YIX30L	YIX30L-BS	-
ZX Types	'99-'01	-	-	YTX15L-BS	-
ZX Types	'02-'03	-	YTX20HL-BS	YTX20L-BS	-
1200 Grand Touring, Expedition	'10-'18	-	YTX20HL ^{FA}	YTX20L ^{FA}	-
Expedition SE	'15-'19	GYZ32HL	YIX30L-BS	-	-
Expedition LE	'10-'12	-	YTX20HL-BS-PW	-	-
Expedition LE	'13-'19	-	YTX20HL-BS	-	-
Renegade, GSX, MX Z	'09-'18	-	YTX20HL ^{FA}	YTX20L ^{FA}	-
1000 Expedition, Legend, Skandic	'03-'06	-	YTX24HL ^{FA}	-	-
900 Renegade, MX Z, Expedition, Grand Touring, Skandic	'14-'22	-	YTX20HL ^{FA}	YTX20L ^{FA}	-
Expedition LE, SE, SWT, Skandic WT, Ace	'20-'23	GYZ32HL	YIX30L-BS	-	-
850 Renegade, E-TEC, X, Adventure	'17-'22	-	YTX20HL ^{FA}	YTX20L ^{FA}	-
MXZ X E-TEC, Summit SP, SE E-tec E-TEC	'17-'23	-	YTX20HL ^{FA}	-	-
Free Ride (All models)	'18-'22	-	YTX20HL ^{FA}	-	-
Expedition Xtreme	'20-'22	GYZ32HL	YIX30L-BS	-	-
Backcountry	'19-'22	-	YTX20HL ^{FA}	-	-
800 Expedition	'07-'19	-	YTX20HL ^{FA}	YTX20L ^{FA}	-
Renegade, Summit, Free Ride	'04-'22	-	YTX20HL ^{FA}	YTX20L ^{FA}	-
GSX, MX Z	'04-'17	-	YTX20HL ^{FA}	YTX20L ^{FA}	-
600 Expedition, Skandic, Summit, Sport	'06-'22	-	YTX20HL ^{FA}	YTX20L ^{FA}	-
Expedition SE	'13-'22	GYZ32HL	YIX30L-BS	-	-
Expedition SE	'10-'12	GYZ32HL	YIX30L ^{FA}	-	-
Skandic ACE, WT, SWT	'15-'22	GYZ32HL	YIX30L-BS	-	-
Skandic ACE	'19-'20	-	YTX20HL-BS	-	-
Grand Touring, Renegade	'04-'22	-	YTX20HL ^{FA}	YTX20L ^{FA}	-
Tundra, MXZ Sport, MKZ E-tec, GSX	'04-'23	-	YTX20HL ^{FA}	YTX20L ^{FA}	-
Backcountry, EFI, 600R, Sport, E-tec	'19-'23	-	YTX20HL ^{FA}	-	-
550 Expedition, Skandic, Tundra, Sport	'05-'20	-	YTX20HL ^{FA}	YTX20L ^{FA}	-
Grand Touring, Renegade	'14	-	YTX20HL ^{FA}	YTX20L ^{FA}	-

* See Battery Cross Reference Chart on page 17
 † This battery includes a sensor

^{FA} Must use Factory Activated battery
[†] Top and front terminal mounts only
 ♦ Not available in USA

SNOWMOBILE APPLICATIONS

SNOWMOBILE

CC	Model	Year	GYZ Series AGM	High Performance AGM	AGM	Yumicron / Conventional
300	MX Z, GSX, GTX	'07-'14	-	YTX20HL ^{FA}	YTX20L ^{FA}	-
	Skandic Tundra	'07-'09	-	YTX20HL-BS	YTX20L-BS	-

KAWASAKI

All Models	All	-	YTX24HL-BS [*]	-	Y50-N18L-A-CX
------------	-----	---	-------------------------	---	---------------

POLARIS

All EFI (RXL, 500 EFI)	'93-'97	-	-	-	YB9A-A	
All Electric Start Kits	'85-'93	-	YTX24HL-BS [*]	-	Y50-N18L-A-CX	
All Electric Start Kits	'94-'05	-	YTX14AH-BS	-	YB14A-A2	
All Other Models	'92-'05	-	YTX14AH-BS	-	YB14A-A2	
Indy, Indy Trail	'84-'91	-	YTX24HL-BS [*]	-	Y50-N18L-A-CX	
Sprint (Electric Start)	'86-'90	-	-	-	Y60-N24-A	
850	Rush Pro, SKS	'19	-	YTX20CH-BS	-	
Switchback, RMK, Indy, Matryx, Patriot Boost	'19-'22	-	YTX20CH-BS	-	-	
800	Switchback, RMK	'10	GYZ20HL	YTX20HL-BS	YTX20L-BS	-
Rush, Switchback, RMK	'11-'20	-	YTX20CH ^{FA}	-	-	
Indy	'14-'16	-	YTX20CH ^{FA}	-	-	
SKS	'16	-	YTX20CH ^{FA}	-	-	
Titan SP, Adventure/XC	'18-'22	-	YTX20CH ^{FA}	-	-	
750	FS/FST, Wide Trak	'06-'10	GYZ20HL	YTX20HL-BS	YTX20L-BS	-
Turbo Switchback, Turbo Dragon	'06-'10	GYZ20HL	YTX20HL-BS	YTX20L-BS	-	
Turbo LX, IQ	'08-'14	GYZ20HL	YTX20HL-BS	YTX20L-BS	-	
FS Wide Trak	'10-'13	GYZ32HL	YX30L-BS	-	YB30L-B	
650	Matryx, Indy, Nordicpro, Switchback	'22-	-	YTX20CH-BS	-	
600	IQ Touring	'08	-	YTX14AH-BS	-	
IQ, Shift, Switchback, RMK	'09-'11	GYZ20HL	YTX20HL-BS	YTX20L-BS	-	
Shift, Switchback, RMK	'09-'10	GYZ20HL	YTX20HL-BS	YTX20L-BS	-	
Wide Trak	'10-'17	GYZ32HL	YX30L-BS	-	YB30L-B	
Rush	'10-'19	-	YTX20CH ^{FA}	-	-	
Switchback, RMK	'12-'19	-	YTX20CH-BS	-	-	
Indy, Voyager	'14-'22	-	YTX20CH-BS	-	-	
Wide Trak	'14-'17	GYZ32HL	YX30L	YX30L-BS	YB30L-B	
650	IQ, LXT, Shift	'13	GYZ20HL	YTX20HL-BS	YTX20L-BS	-
Indy, Voyager, Adventure, RMK	'14-'22	-	YTX20CH-BS	-	-	
Wide Trak	'16-'19	-	YTX20CH-BS	-	-	
544	Trail, Trail Touring	'09	-	YTX14AH-BS	-	YB14A-A2
500	Wide Trak	'89-'14	-	YTX24HL-BS [*]	-	Y50-N18L-A-CX

YAMAHA

1049	FX Nitro	'08-'14	GYZ20HL	YTX20HL-BS	YTX20L-BS	-
RS Venture	'09-'22	GYZ20HL	YTX20HL-BS	YTX20L-BS	-	
RS Vector (All Models)	'10-'18	GYZ20HL	YTX20HL-BS	YTX20L-BS	-	
SR VIPER L/M/R/S/X	'14-'22	GYZ20H	YTX20H-BS	-	-	
VK Professional II	'16-'22	-	YTX20HL-BS	YTX20L-BS	-	
1000	Apex	'06-'18	GYZ16H	YTX14H-BS	YTX14L-BS	-
Attak, GT	'06-'07	GYZ16H	YTX14H-BS	YTX14L-BS	-	
RS1000S, GT, RS	'06-'14	GYZ20HL	YTX20HL-BS	YTX20L-BS	-	
RX1000R RX (All Models)	'03-'05	GYZ20HL	YTX20HL-BS	YTX20L-BS	-	
Sidewinder (All Models)	'17-'22	GYZ20H	YTX20H-BS	-	-	
973	(RS)Vector all models	'05-'09	GYZ20HL	YTX20HL-BS	YTX20L-BS	-
RS Viking Professional, VK Pro.	'06-'15	GYZ20HL	YTX20HL-BS	YTX20L-BS	-	
RS Venture	'05-'08	GYZ20HL	YTX20HL-BS	YTX20L-BS	-	
Nitro	'06-'07	GYZ20HL	YTX20HL-BS	YTX20L-BS	-	
700	SXV700ER SXViper ER	'02-'05	-	YTX24HL-BS [*]	-	Y50-N18L-A-CX
VT700 Venture 700	'98-'04	-	YTX24HL-BS [*]	-	Y50-N18L-A-CX	
VX700DX Vmax 700 Deluxe	'99-'00	-	YTX24HL-BS [*]	-	Y50-N18L-A-CX	
VX700ER Vmax 700 ER	'01-'02	-	YTX24HL-BS [*]	-	Y50-N18L-A-CX	
VX700XTCD Vmax 700 XTC Deluxe	'98	-	YTX24HL-BS [*]	-	Y50-N18L-A-CX	
600	Transporter	'20-'22	GYZ20H	YTX20H-BS	-	-
VT600 Venture 600	'97-'98	-	-	-	YB16AL-A2	
VT600 Venture 600	'99-'06	-	YTX24HL-BS [*]	-	Y50-N18L-A-CX	
VX600DX Vmax 600 Deluxe	'99-'01	-	YTX24HL-BS [*]	-	Y50-N18L-A-CX	
VX600E/DX Vmax 600 LE/DX	'94-'96	-	-	-	YB16AL-A2	
VX600ER Vmax 600 ER	'02-'03	-	YTX24HL-BS [*]	-	Y50-N18L-A-CX	

	VX600XTC Vmax 600 XTC	'97-'98	-	-	-	YB16AL-A2
570	EX570E Exciter, II LE, Deluxe	'88-'93	-	-	-	YB16AL-A2
540	EC540 Excel	'79-'80	-	YTX24HL-BS	-	Y50-N18L-A-CX
	VK540E, M, II	'88-'05	-	-	-	YB16AL-A2
	VK540	'18-'22	-	-	-	YB16AL-A2
	XL540 XLV	'85-'90	-	-	-	YB16AL-A2
500	Phazer All Models	'07-'18	GYZ16H	YTX14H-BS	YTX14L-BS	-
	Venture Lite, MP, RS	'07-'18	GYZ16H	YTX14H-BS	YTX14L-BS	-
	PZ500DX Phazer 500 Deluxe	'01	-	-	-	YB16AL-A2
	VT500 Venture 500	'97-'01	-	-	-	YB16AL-A2
	VT500 Venture 500 XL	'99-'00	-	-	-	YB16AL-A2
500	Phazer All Models	'07-'18	GYZ16H	YTX14H-BS	YTX14L-BS	-
	Venture Lite, MP, RS	'07-'18	GYZ16H	YTX14H-BS	YTX14L-BS	-
	PZ500DX Phazer 500 Deluxe	'01	-	-	-	YB16AL-A2
	VT500 Venture 500	'97-'01	-	-	-	YB16AL-A2
	VT500 Venture 500 XL	'99-'00	-	-	-	YB16AL-A2
	VX500E,F,DX,ST Vmax	'94-'01	-	-	-	YB16AL-A2
480	PZ480E Phazer Deluxe	'84-'89	-	YTX14AH-BS	-	YB14L-A2
	PZ480E Phazer II LE, SS	'90-'98	-	YTX14AH-BS	-	SYB14L-A2 [†]
	VT480 Venture GT	'92-'93	-	YTX14AH-BS	-	SYB14L-A2 [†]
	VT480 Venture XL	'91-'97	-	YTX14AH-BS	-	SYB14L-A2 [†]
	VT480TR Venture TR Electric	'98	-	YTX14AH-BS	-	SYB14L-A2 [†]
400	Transpotor Lite	'21-'23	GYZ20H	YTX20H-BS	-	-
	Venom	'21-'22	GYZ20H	YTX20H-BS	-	-
340	CS340 Ovation Deluxe/LE	'89-'00	-	YTX14AH-BS	-	SYB14L-A2 [†]
	EC340 Excel III	'81-'88	-	YTX14AH-BS	-	SYB14L-A2 [†]
	ET340E Enticer	'79	-	YTX24HL-BS [*]	-	Y50-N18L-A-CX
	ET340E Enticer	'80	-	YTX14AH-BS	-	SYB14L-A2 [†]
300	CF300 Inviter	'86-'90	-	-	-	YB16AL-A2
200	SXR2 Sno-Scoot	'19-'22	-	-	YTX7L-BS	-
125	SV125E Sno-Sport	'90-'91	-	YTX14AH-BS	-	SYB14L-A2 [†]
80	SV80E Sno-Scoot	'88-'90	-	-	-	YB7L-B [*]



YUASA BATTERY

* See Battery Cross Reference Chart on page 17

† This battery includes a sensor

▪ Top and front terminal mounts only

CONSUMER PRODUCTS

1.2 AMP Automatic Battery Charger & Maintainer

Part No. **YUA1P2AMPCH**

- Automatically switches to maintenance mode when battery is fully charged
- Designed to prevent overcharging
- 5 year limited warranty



2 AMP Dual-bank Automatic Charger & Maintainer

Part No. **YUA2AMPCH**

- 2 independent charging stations
- Charges 6 & 12 volt batteries
- Automatic charging and maintenance maximizes battery life
- OEM-approved 5-stage charging algorithm saves time and energy
- Active de-sulfation to recover sulfated batteries
- Defective battery detection to eliminate surprises
- 5 year limited warranty



3 AMP Automatic Battery Charger & Maintainer

Part No. **YUA3AMPCH**

- Automatic charging and maintenance maximizes battery life
- OEM-approved 5-stage charging algorithm saves time and energy
- Active de-sulfation to recover sulfated batteries
- Defective battery detection to eliminate surprises
- 13 ft. total cable length including alligator clips
- 5 year limited warranty



Battery Charger Leads

Part No. **YUA00ACC04 - 18AWG Wire, 3 amp fuse**

Part No. **YUA00ACC05 - 16AWG Wire, 15 amp fuse**

- Compatible with all Yuasa consumer chargers and maintainers
- Support electrical accessories such as heated gear and GPS units



Jumper Cables

Part No. **YUA00ACC07**

- Convenient storage bag included
- Heavy duty, 8 ft., 8-gauge cables won't stiffen or freeze
- Tangle resistant, encased rubber grips for safer use



DIGITAL PRINT TESTER

Digital Battery Print Tester



Part No. YUA00BTY01P

EASY, FAST, ACCURATE, AFFORDABLE

- Developed exclusively for powersports batteries
- Determines battery health and charge status in seconds
- Single load, dynamic resistance technology minimizes battery drain during test
- Tests both charged and discharged batteries accurately
- Digital battery tester prints recommended actions
- Charging system check
- 1 year limited warranty

12V

APPLICATION	12V Powersports Batteries 2.3 ~ 32AH
VOLTMETER	1.5V ~ 30V
THERMAL PRINTER	Prints results in seconds
INCLUDED ACCESSORIES	Heavy-duty Plastic Case 2 Rolls of Printer Paper 4 AA Batteries
LANGUAGES	English, French, Spanish, German, Italian, Portuguese
DIMENSION	195 (L) X 114 (W) X 50 (H) (mm)

TEST FLOW:

BATTERY TEST: ✓
12.88V

Application:
12V

BATTERY CATEGORY: ✓
AGM

Battery Category:
a. CONVENTIONAL
b. AGM

SET CAPACITY: ✓
20AH

GOOD & PASS: ✓
12.79V

4 Test Results:
a. Good & Pass
b. Good & Recharge
c. Recharge & Retest
d. Bad & Replace

PRINT RESULTS? ✓
YES

Replacement Paper Roll

Part No. YUABTY01PPR

- Thermal printing paper
- 2 rolls of printer paper



MERCHANDISING PRODUCTS

Small Display Rack

Part No. 60052

- 24" wide x 48" high x 10" deep
- Order header card separately



Small Battery Rack Header Card

Part No. YUA-SMHC



Large Display Rack

Part No. YUASARACK

- 37" wide x 62" high x 15" deep
- Order header card separately



Large Battery Rack Header Card

Part No. YUA-LGHC

Part No. YUA-LGHCM - Battery Applications



MERCHANDISING PRODUCTS

Metal Sign

Part No. YUA-888



Yuasa Smart Button

Part No. YUASMTBTN



Yuasa LED Sign

Part No. YUA-SIGN



3' x 5' Banner

Part No. YUA-001



Counter Stool

Part No. YUA-999



Any device that stores energy can be dangerous. There is a lot of explosive power in a gallon of gasoline, but when handled with some knowledge, its use can be made relatively safe. Batteries are no different in that with the proper precautions and safety practices, they can be handled in a safe

manner. Working with batteries poses two hazards: potentially explosive gases that are given off during discharging and charging, and sulfuric acid, which is highly corrosive. The safety chart below will help keep these two hazards under control:

BATTERY ACID

01



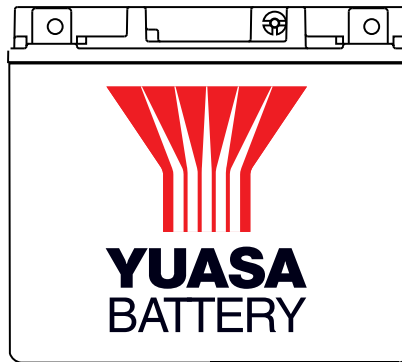
Acid may leak, or be given off as droplets and/or spray/mist during recharge.

Sulfuric acid is a corrosive and poisonous liquid which will cause burns and irritation to the skin and eyes and could severely damage clothing.



- Handle batteries with care
- Never overfill with acid
- Always store upright
- Never allow children access to a battery
- Always charge in a well ventilated area
- Never allow battery vents to become blocked
- Wear eye protection and protective clothing

02



06

- Never smoke, allow flames, or create sparks near a battery
- Ensure the charging leads are correctly fitted before switching on the mains
- Always ensure the mains are switched off before disconnecting the charging leads



05

EMISSION GASES

Hydrogen gas emitted during charging is explosive at concentration levels above 4%.

These gases may also be emitted at other times, for example, if the battery is moved or shaken.



04



- Always remove metal jewelry
- Never place tools or metal objects near or on top of a battery
- Before disconnecting the battery switch off all electrical loads
- Make the first disconnection and the last reconnection as far from the battery as possible
- Always take great care to avoid shorting the live terminal

03

ELECTRICAL ENERGY

Short circuit of battery terminals by a conductive object (ex. metal tool or jewelry) can cause severe burns.

Severe electrical shocks may be received from faulty mains electrical charging equipment and during the recharge of high voltage battery systems.



BATTERY CHARGING

Chemistry. During discharge, sulfuric acid is drawn from the electrolyte into the plates. This forms sulfate on the plates. Charging a battery reverses the chemical process that occurred during discharge, sending the sulfate back into the electrolyte as sulfuric acid. The electrical energy used to charge a battery is converted back to chemical energy and stored inside the battery. Battery chargers, including alternators and generators, produce a higher voltage (higher "electrical pressure") than the battery's open circuit voltage. For example, if a battery charger that outputs 14 volts is connected to a 12 volt battery, current flow will be from the charger into the battery. This high electrical pressure, or voltage, is required to push electrical current back into the battery, overcoming its open circuit voltage and thus providing charging current. The charging device (alternator, generator, or battery charger) produces excess electrons at the negative battery plates where positive hydrogen ions are then attracted to them. The hydrogen ions combine with the lead sulfate on the discharged plates to form sulfuric acid and lead, which ultimately reduces the amount of water in the electrolytic solution and increases the battery's specific gravity during the charging process.

HOW MANY AMPS?

Applying a charging current to a battery, without overheating it, is called the "*natural absorption rate*". Because of their smaller size, when compared to automotive types of batteries, powersports batteries are more sensitive to how much current they can safely absorb. **When charging a motorcycle or other small battery, the battery charger should not exceed 3 amps.** Most automotive types of battery chargers are not suitable for charging a motorcycle battery because they output current above 3 amps. For the correct charge rate, a rule of thumb is to divide the battery's amp hour rating by 10. For example, a 14 AH battery should be charged at 1.4 amps (14AH / 10 = 1.4 amps).

When charging amperage exceeds the level of the natural absorption rate, the battery may overheat, causing the electrolyte solution to bubble, creating flammable hydrogen gas. Hydrogen gas, when combined with oxygen from the air, is highly explosive and can easily be ignited by a spark. Consequently, **always remember to turn the power off before connecting or disconnecting a battery charger to prevent a spark at the battery terminals!** Many battery chargers that are designed for use with small batteries have a "*no spark*" feature when being connected or disconnected from the battery. In addition to excessive out-gassing during charging, a battery that has been rapidly discharging (cranking an engine over until it's dead, for instance) may also produce excessive hydrogen gas.

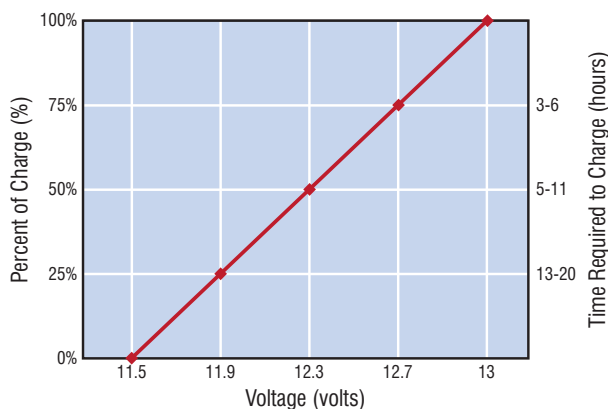
Charging Times

State of Charge	Battery Types					
	YB14	YB30L	YTX14	YTX20HL	YIX30L	GYZ20L
Approximate Charge Times (Hours) Using a "Trickle" (0.25 Amp) Charger						
75%	18	38	15	23	38	25
50%	35	75	30	45	75	50
25%	53	113	45	68	113	75
0%	70	150	60	90	150	100
Approximate Charge Times (Hours) Using a 1 Amp Taper Charger						
75%	8	17	7	10	17	11
50%	14	30	13	18	30	20
25%	20	42	18	25	42	28
0%	27	56	23	33	56	37
Approximate Charge Times (Hours) Using a 1 Amp Constant Current Charger						
75%	4	9	4	6	9	6
50%	9	19	8	11	19	13
25%	13	28	11	17	28	19
0%	18	38	15	23	38	25

CHECKING A BATTERY

A routine should be established by which a battery is checked for state-of-charge and charged if necessary. Because access to the battery may be difficult on some vehicles, a permanent, quick connect/disconnect connector can be installed, allowing the battery charger to be connected to the vehicle's battery externally. When charging a battery, always refer to the instructions that come with the battery charger. While maintaining a battery at its full state-of-charge will insure optimum life, overcharging may significantly reduce the battery's life. Any of the Yuasa automatic chargers (1 AMP, 2 AMP and 3 AMP) will maintain both AGM and Conventional battery types without overcharging them. Use the following guidelines for charging AGM and Conventional batteries:

- Always verify battery state-of-charge before charging, and 30 minutes after charging.
- A battery charger has been disconnected from the battery for one to two hours, a fully charged Conventional battery should read 12.6 volts or higher.
- AGM batteries may have slightly higher voltage readings after a full charge.



The approximate charging times are shown using a constant current charge (Yuasa charger) at the amps specified on the battery.

Do not overcharge. Because of the characteristics of an AGM battery, too much of a boost charge, or overcharging will decrease the volume of electrolyte. The longer the overcharge time, the greater the drop in electrolyte and starting power. The battery is sealed, water can not be

added to make up the difference in the loss of electrolyte. In addition, overcharging can warp cell plates making future charging difficult or impossible. To prevent overcharging, track charging times carefully, or ideally, use one of Yuasa's Automatic Chargers. Always stop charging if the battery case becomes too hot to touch. Let it cool down 6 to 12 hours and resume charging. Charging times will vary depending on charger type and battery size.

Caution: Always wear safety glasses when handling batteries and charge them in a well-ventilated area.

CHARGING A DEEPLY DISCHARGED BATTERY

Batteries with an open circuit voltage below 11.5 volts may require a special charger and procedures to recharge. Deeply discharged batteries will have high internal resistance, making normal battery charging difficult. It may be necessary to use a charging voltage higher than normal to get the battery to accept a charge. The Yuasa Automatic 12V 4 AMP battery charger is capable of charging at a rate of 20 volts and has two current settings. Whether you use a Yuasa charger or another charger, charge the battery for 30 minutes and then measure the open circuit voltage. If the voltage reading has not increased (indicating that charging has taken place) the battery must be replaced. If the battery is accepting a charge, continue charging. During this process, if the battery's case temperature becomes too high (about 140° F) charging should be stopped or charging current should be reduced. The process of charging a deeply discharged battery may take up to 20 hours or more.

POINTS TO REMEMBER

- Prolonged discharge causes harmful sulfation and may damage a battery
- Discharged (dead) batteries are prone to freezing in cold temperatures
- Short trips may not provide enough battery charging time
- Always verify the state-of-charge 30 minutes after charging
- Storing batteries in high temperatures will cause damage to the battery
- Never exceed 3 amps when charging a motorcycle, or other small battery

HOW TO ACTIVATE AN AGM BATTERY

Yuasa AGM batteries leave the factory either FA or BS:

- **Factory Activated (FA)** – the battery is filled with electrolyte, sealed and charged at the factory. These batteries must be used within a period of time and cannot be stored indefinitely.
- **Bottle Supplied (BS)** – dry AGM batteries are shipped with the electrolyte stored in a plastic container. The battery is filled with electrolyte from the container when it's ready to be activated. AGM dry batteries have a shelf life of 5 years from the manufacturer, as long as they remain sealed. Proper seal for AGM batteries means a foil sealing strip in place on the battery without damage or flaw. Once a battery is unsealed it should be activated, charged, and installed. The plates of an unsealed battery will begin to oxidize, making it more difficult to charge later.

Activating an AGM battery (BS) is a simple process and differs from activating a Conventional battery. Non-activated AGM batteries can be stored for long periods of time as long as they are kept in a cool, dry location and out of direct sunlight. Also the foil sealing strip covering the filler ports should not be removed until the battery is ready to be activated. Use only the electrolyte container that comes with the battery for filling the cells as it has a higher concentration of sulfuric acid than the acid used for Conventional batteries.

It's also important to note that not all electrolyte containers are created equal. Typically, each contain has the proper amount of electrolyte for its specific battery. Always read the precautions and instructions on the electrolyte container before handling and filling your AGM battery.

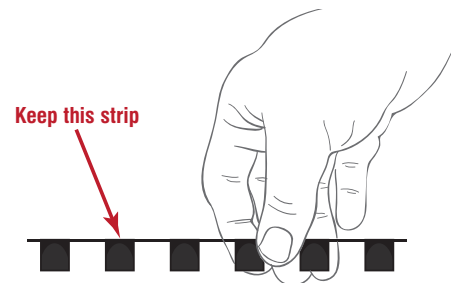
Do not smoke when activating a battery or handling battery acid. Always wear plastic gloves and protective eye wear.



The electrolyte container that is shipped with a dry AGM battery contains the correct amount of battery acid and is more concentrated than the electrolyte used in a conventional battery.

THE 7-STEP PROCESS TO ACTIVATE AN AGM BATTERY:

1. The battery must be out of the vehicle and placed on a level surface.
2. Remove electrolyte container from the plastic storage bag. Remove the strip of caps and set it aside as it will be necessary later in the process. When filling your AGM battery use only the dedicated acid container that comes with the battery as it contains the proper amount of electrolyte for that specific battery. This is important to service life and battery performance. **Do not pierce, or otherwise open the foil seals on the electrolyte container. Do not attempt to separate the individual electrolyte containers.**




Do not puncture the foil seal or remove it prior to filling a dry AGM battery.

3. Place the electrolyte container with the foil seals facing down into the cell filler ports on the battery. Hold the container level and push down to break the foil seals. Electrolyte will start to flow into the battery and air bubbles will be seen inside the container. **Do not tilt the electrolyte container.**

4. Check the electrolyte flow. **Keep the container in place for 20 minutes or longer until it empties completely.** If no air bubbles are coming up from the filler ports, or if container cells haven't emptied completely after 20 minutes, tap the container gently and/or battery case a few times to cause the electrolyte to flow into the battery. Do not remove the acid container from the battery until it is completely empty. The battery requires the entire electrolyte from the container for proper operation.

Bubbles will appear as the electrolyte container fills the battery indicating the flow of battery acid. Tap the container periodically to keep the electrolyte flowing until the container is completely empty.

Never puncture the top of the acid container to speed up the filling process.



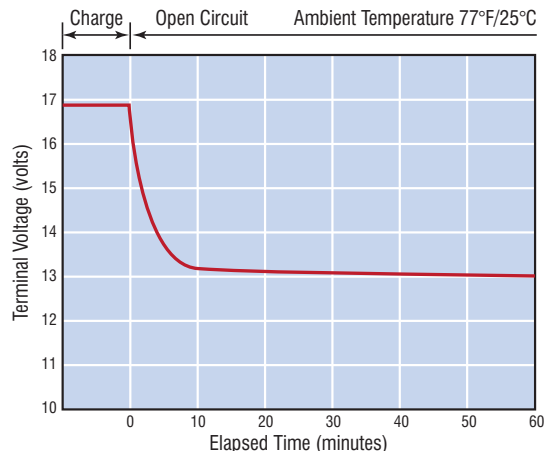
5. Carefully remove the empty electrolyte container from the battery. Fully insert the strip of sealing caps (previously removed from the electrolyte container) into the battery filling ports. Make sure the strip of caps is fully inserted and flush with the top of the battery. Insert the caps by hand, do not use a hammer or excessive force. **Never remove the strip of caps or add water or electrolyte to the battery during its service life.**



After filling, the sealing caps should be installed using hand pressure only. The sealing cap should never be removed once the battery is activated.

6. **For batteries with ratings of less than 18 AH, let the battery stand for 20 to 60 minutes.** For batteries with higher AH ratings, and/or having the **High Performance rating (designated by an "H" in the part number/name)** allow the battery to stand for **1 to 2 hours**. Yuasa AGM batteries have the amp hour (AH) printed on the front of the battery case. The stand, or rest period, allows the electrolyte to permeate into the plates for optimum performance.

7. **Newly activated AGM batteries require an initial charge.** After adding electrolyte, a new battery is approximately 75-80% charged. After the "stand" period (step 6), charge the battery to bring it to a full state-of-charge. The battery charger used for initial charging should be able to charge at 12.8+ volts for an AGM battery. All Yuasa battery chargers are capable of reaching this minimum voltage and initializing/activating an AGM battery.

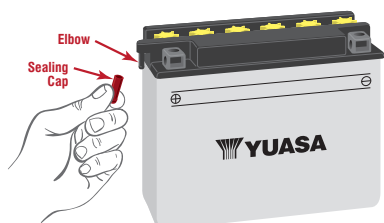


During the initial charging period, battery voltage may reach over 16 volts. Open circuit voltage should be checked after the battery is allowed to stand between 1 and 2 hours.

HOW TO ACTIVATE A CONVENTIONAL BATTERY


Sealed at the Yuasa factory, a new Conventional battery has shelf life of 2 years from manufacturer as long as it remains sealed (filler caps and red vent cap installed) and is stored at room temperature. Once the battery is unsealed, it should be activated and put into service. The cell plates on an unsealed, uncharged battery will oxidize making charging difficult and reducing the service life of the battery.

- The battery must be out of the vehicle and placed on a level surface. Remove filling caps (red, yellow or green colored battery caps).
- **Remove the red sealing cap from the vent elbow.** If the battery has a red cap on the vent elbow, remove it and throw it away. Never put this cap back on the battery after it is filled with acid as the buildup of internal gas pressure can cause the battery case to rupture.



Always remove the red sealing cap from the vent elbow before filling and activating the battery.

- Using the acid bottle supplied with the battery, place the container upright on a flat surface. Carefully cut off the tip of the bottle's spout and attach the short tube provided. **Caution: Do not squeeze the bottle when cutting the fill tip. Do not smoke when activating a battery or handling battery acid. Always wear plastic gloves and protective eye wear.**
- Fill the battery with electrolyte supplied with the battery. Do not use water or any other liquid to activate a battery. Electrolyte should be between 60° F and 86° F before filling. If electrolyte is stored in a cold area, it should be warmed to room temperature before filling. Fill to the UPPER LEVEL as indicated on the battery. *NOTE: Never fill/activate a battery installed in a vehicle as electrolyte spillage can cause damage.*



Make sure that the acid level is to the upper mark after the battery is initially charged. If the level is low fill with electrolyte.

- Fill each battery cell slowly and carefully to the highest level line.
- Let the battery stand for at least 30 minutes after filling. Move or gently tap the battery so that any air bubbles between the plates will be expelled. If the acid level has fallen, refill with acid to upper level.

Post-Fill Stand Time

Amp-Hour

< 18
> 18
High Performance

Stand Time

30-60 minutes
1-2 hours
1-2 hours

- Filling a Conventional battery with electrolyte will bring it to 75-80% of a full charge. **A battery must be charged to 100% before putting it into service.** To find recommended charging current requirements in amps for a specific battery, divide battery ampere-hour capacity rating by 10. For example a 14 AH battery should be charged at 1.4 amps ($14 \text{ AH} \div 10 = 1.4 \text{ amps}$). The specific gravity of the electrolyte should rise to at least 1.260 on 12N series batteries. On all High Performance batteries (YB Series) a minimal reading of 1.280 should be observed.
- During initial charging, check to see if the electrolyte level has fallen, and if so, fill with acid to the UPPER LEVEL. After adding acid, charge for another hour at same rate as above to mix the water and acid together. Note: This is the last time electrolyte should be added to the battery. If the level is low during use, distilled water should be added as required.
- When charging is complete, replace filler cap plugs and tighten by hand—**do not use a screwdriver or pliers.** Wash off spilled acid with a water and baking soda solution, paying particular attention that any acid is washed off the terminals. Dry the battery case and install the battery.

BATTERY INSTALLATION

In most applications, batteries should be installed in an upright position. If there is any question regarding a particular vehicle/battery/installation please contact us for our specific recommendations before installation.

www.yuasabattery.com

AGM batteries that come with separate acid packs that are used to fill and activate the battery should not be installed in any position other than upright, as possible electrolyte leakage may occur. Also, **Conventional and Yumicron batteries should never be installed in any position other than upright as their liquid electrolyte will leak from the battery case causing damage to the vehicle.**

Disclaimer: *Yuasa batteries are to be mounted in a position identical to the position in which they were mounted in the vehicle by the manufacturer. Any position other than the "0°" position (upright) requires a "non-spillable" "Factory Activated" battery.*

Yuasa Battery assumes no responsibility for damages and/or injuries incurred due to a battery being mounted in a position other than what was originally used in the vehicle by the manufacturer. All "-BS" and Conventional "Flooded" batteries are to be mounted in the "0°" (upright) normal/center position.




INSPECTING A BATTERY

Battery testing should begin with an inspection of the battery using the following steps:

- **Make sure the top of the battery case is clean and dry.** If the case of a battery is dirty it can cause the battery to discharge through the grime on top of the case. Use a soft brush and water and soap or a solution of baking soda and water to clean the battery case or terminals. On a Conventional battery, make sure filler

cap plugs are finger tight so cleaning materials will not enter the cells and neutralize the acid.

- **Inspect battery terminals, screws, clamps and cables for problems including: breakage, corrosion or loose connections.** Clean the terminals and clamps with a wire brush. Once battery cables are installed, dielectric grease (available at most auto parts stores) or clear lacquer from a spray can applied to the terminals will help prevent oxygen from causing corrosion on the battery terminals.
- **Inspect the battery case for obvious damage such as cracks or leaks;** look for discoloration, warping or raised battery case top, which may indicate that battery has overheated or been overcharged.
- **For Conventional batteries, check electrolyte level and add distilled water if necessary. Don't add acid—only distilled water.** Before any testing, charge the battery so the water and acid mix.



- **If equipped, check the battery vent tube. Make sure it's not kinked, pinched or otherwise obstructed.** On a motorcycle, it should exit away from the drive chain and from below the swing arm. Small cuts in the tube near the battery vent are OK; they form an emergency escape for trapped gas in case the vent tube becomes obstructed.

BATTERY TESTING – HYDROMETER

Conventional batteries have filler caps which their state-of-charge can be checked using a hydrometer by measuring specific gravity. If, after charging, the battery's specific gravity does not increase to indicate a full charge, the battery should be replaced.

A hydrometer measures the ratio of sulfuric acid to water, or the specific gravity of the electrolyte. The specific gravity for pure water is 1.000 and sulfuric acid has an specific gravity of 1.835. Combined, their specific gravity is controlled at 1.280.

Yumicron batteries use sulfate stop, a chemical additive that increases battery life by reducing sulfate buildup. Sulfate stop may cause a slight increase in specific gravity readings for these types of batteries. **A battery's specific gravity changes with temperature.** Ideally, readings should be taken at 77° F. If the temperature is much colder or hotter, a conversion factor can be used to obtain an accurate reading. Add .001 to the specific gravity for every 3° F above 77° F and subtract .001 from the specific gravity for every degree below 77° F. Specific gravity has a direct relationship to battery cell voltage. By adding .84 to the specific gravity number, the cell voltage can be calculated. For example, an specific gravity of 1.280 + .84 = 2.12 volts. Multiply 2.12 volts x 6 (six cells for a 12 volt battery) and the result is 12.72 volts—indicating a fully charged battery.

BATTERY TESTING – DIGITAL BATTERY PRINT TESTER



Yuasa's digital battery print tester uses single load dynamic resistance technology to calculate battery performance. The test provides information on open circuit voltage, state-of-charge, both charged and discharged batteries and system check. Before testing be sure to:

- Make sure the area around battery is well ventilated while battery is being tested.
- Clean battery terminals. Be careful to keep corrosion from coming in contact with eyes.
- Inspect the battery for cracked or broken case or cover
- If battery is damaged, do not use tester.

- If the battery is not sealed maintenance free, add distilled water in each cell until battery acid reaches level specified by the manufacturer. This helps purge excessive gas from cells. Do not overfill.
- If necessary to remove battery from vehicle to test, always remove ground terminal from battery first. Make sure all accessories in the vehicle are off to ensure you do not cause any arcing.

DIGITAL BATTERY TESTER INSTRUCTIONS

- When testing a battery in a powersports vehicle, turn off the vehicle and all accessory loads. The battery will hold surface charge if the engine has been running for a while or after the battery has just been charged. For a battery in a powersports vehicle, please turn on the headlights for 30 seconds to remove the surface charge.
- Make sure the battery terminals are clean. Wire brush them if necessary. Clamp the black load lead to the vehicle negative battery terminal. Clamp the red load lead to the vehicle positive battery terminal.
- Make sure you insert 4 AA batteries into the battery chamber located on the back of the tester. Oxyride batteries are not recommended because of the initial 1.7 volt output. If the 1.5 volt battery runs out of power, screen will show "REPLACE INTERNAL BATTERY" or "POWER LOW". Replace those 4 AA batteries before starting the test.
- You will see the battery voltage measured as connecting to battery. Press «ENTER» key

BATTERY VOLT
XX.XXV

- Press ◀▶ key to select the battery type:
 - STAND
 - VRLA/MF/AGM/SLA
 - Press «ENTER» to confirm choice

BATTERY TYPE
STANDARD SLI

- Press ◀▶ key to input the battery capacity of AH: 2~35
- Press «ENTER» to begin the test
- Press the ◀▶ key to select battery charged: Yes or No
- Press «ENTER» to confirm choice

When test is completed, the display shows the actual volts, SOH (state of health) or SOC (state of charge). One of six results will be displayed:

GOOD & PASS

The battery is good & capable of holding a charge.

GOOD & PASS
XX.XXV

GOOD & RECHARGE

The battery is good but needs to be recharged.

GOOD & RECHARGE
XX.XXV

RECHARGE & RE-TEST

Battery is discharged. The battery condition cannot be determined until it is fully charged. Recharge & retest the battery.

RECHARGE & RETEST
XX.XXV

BAD & REPLACE

The battery will not hold a charge. It should be replaced immediately.

BAD & REPLACE
XX.XXV

BAD CELL & REPLACE

The battery has at least one cell short circuit. It should be replaced immediately.

BAD CELL & REPLACE
XX.XXV

PAPER LOAD



Part No. YUABTY01PPR

LOAD ERROR

The tested battery is bigger than 200 AH, or the clamps are not connected properly. Please fully charge the battery and retest after excluding both previous reasons. If reading is the same, the battery should be replaced immediately.

LOAD ERROR

PAPER LOAD STEPS

Open the clear cover. Insert paper to the paper feeding for running the paper into printer automatically.

STEP 1

Clamp to the battery

STEP 2

Open the clear cover

STEP 3

Feed the paper into the paper slot until it runs automatically

SYSTEM CHECK

- Press «ENTER» key, you will view the screen

SYSTEM TEST
XX.XXV

- Turn off all powersports vehicle accessories such as lights, radio, etc. before starting the engine

TURN OFF ACC.
START ENGINE

- When the engine is started, one of the three results will be displayed along with the actual reading measured:

CRANKING VOLTS NORMAL

The system is showing normal draw.

Press «ENTER» to perform the charging system test.

CRANKING VOLTS
XX.XXV NORMAL

CRANKING VOLTS LOW

The cranking voltage is below normal limits, troubleshoot the starter with manufacturers recommended procedure.

CRANKING VOLTS
XX.XXV LOW

CRANKING VOLTS NOT DETECTED

The cranking voltage is not detected.

CRANKING VOLTS
NOT DETECTED

- If the cranking voltage is normal, press «ENTER» to begin charging system test
- Press the «ENTER» button, you will view the screen

PRESS ENTER FOR
= CHARGING TEST =

MAKE SURE ALL
ACC. ARE OFF

- Press «ENTER» key, one of the three results will be displayed along with the actual reading measured.

LOW CHARGING VOLTS WHEN TEST AT IDLE

The alternator is not providing sufficient current to the battery. Check the connections from the alternator to the battery. If the connection is loose or heavily corroded, clean or replace the cable and retest. Contact qualified technician if condition remains the same.

ALT. IDLE VOLTS
XX.XXV LOW

CHARGING SYSTEM NORMAL WHEN TEST AT IDLE

The system is showing normal output from the alternator. No problem is detected.

ALT. IDLE VOLTS
XX.XXV NORMAL

HIGH CHARGING VOLTS WHEN TEST AT IDLE

The voltage output from the alternator to the battery exceeds the normal limits of a functioning regulator. Check to ensure there is no loose connection and the ground connection is normal. If there is no connection issue contact a qualified technician.

ALT. IDLE VOLTS
XX.XXV HIGH

- Following the charging system at idle, press «ENTER» for the charging system with accessory loads. Turn on high beam headlights.

CHARGING SYSTEM HIGH WHEN TESTED WITH ACC.

The voltage output to the battery exceeds the normal limit of a functioning regulator. Check to make sure there are no loose connections and the ground connection is correct. If there are no connection issues, replace the regulator; since most regulators are now built into the alternator this will require the alternator to be replaced.

ALT. LOADS VOLTS
XX.XXV HIGH

EXCESS RIPPLE DETECTED

One or more diodes in the alternator are not functioning or there is stator damage. Have the alternator tested and repaired or replaced.

TURN ON LOADS
AND PRESS ENTER

CHARGING SYSTEM LOW WHEN TESTED WITH ACC.

The alternator is not providing sufficient current for the system's electrical loads and the charging current for the battery. Check the connections from the alternator to the battery, if the connections are loose or heavily corroded clean and replace the cable and retest. If the condition still exists see a qualified technician.

ALT. LOADS VOLTS
XX.XXV LOW

RIPPLE DETECTED
XX.XXV HIGH

BATTERY MAINTENANCE

AGM BATTERIES do not have to be checked as often as Conventional batteries—about every three months, or three months from the date of battery activation at the factory if stored at room temperature. Higher storage temperatures cause faster self-discharge and requires that batteries be checked more often. The battery will last longer if it is 100% charged most of the time and any of the Yuasa automatic chargers will maintain a battery for optimum performance and long service life. AGM batteries have a predetermined quantity of electrolyte added at the factory or in the field specified for the battery. Once activated, the battery is permanently sealed and must never be opened. The addition of water is never required for an AGM battery. **The single most important aspect to maintaining an AGM battery is to not let it sit discharged for long periods of time—keep it fully charged for peak performance.**

CONVENTIONAL BATTERIES should be checked for state-of-charge about once per month if not used on a regular basis. Recharging may be required if the vehicle is not used for more than two weeks or if the starter turns slower than usual when starting the engine. A Conventional battery requires the periodic addition of distilled water when the electrolyte level becomes low. Water loss is normal in these batteries through the process of electrolysis and evaporation. Low electrolyte levels that expose the lead plates to the air will result in

permanent damage to the battery. Maintain the electrolyte levels above the minimum fill lines on the battery and at or below the maximum line. Clean terminals and connectors as necessary and make sure the vent tube is free of kinks or clogs. Always replace filler caps and finger-tighten only.

BATTERY STORAGE

If the vehicle is in storage or used infrequently, disconnect the battery cable to eliminate current drain from electrical equipment. Check the battery every month (for Conventional types) and every three months for AGM batteries. If open circuit voltage indicates a low state-of-charge, charge the battery. **Temperatures below 60° F or above 80° F may require more frequent inspections and/or charging.**

SULFATION AND FREEZING

The two most common reasons that batteries can become damaged are sulfation and freezing. These are not a problem if the battery is properly charged, and for Conventional batteries the water level is maintained. Battery sulfation takes place for two reasons: continuous discharging, or low electrolyte levels. When a battery discharges, the lead in the plates turn into lead sulfate. The lead sulfate is actually a crystal which grows larger when the discharge is continuous and uninterrupted. In a Conventional battery, low electrolyte levels expose the cell plates to air causing the lead material to oxidize and form sulfates.

In either case it doesn't take long before the battery won't hold a charge. Low electrolyte levels cause another problem because the acid in the electrolyte becomes more concentrated, causing the active material to corrode and fall to the bottom of the battery case. If this condition takes place over a long enough time period, the process will internally short out the battery.

Electrolyte Freezing Points



Specific Gravity of Electrolyte	Freezing Point
---------------------------------	----------------

1.265	-75°F
1.225	-35°F
1.200	-17°F
1.150	+5°F
1.100	+18°F
1.050	+27°F

A battery that is fully charged can be stored at low temperatures without freezing. This chart shows that as specific gravity (state-of-charge) decreases, the battery will freeze at a higher temperature.

For added protection, Yuasa's Yumicron and AGM batteries are treated with a special chemical formula called "Sulfate Stop." This dramatically reduces sulfate crystal buildup on cell plates resulting in longer battery life. For example, Yuasa conducted a test on two batteries; one with sulfate stop, and the other without. Both batteries were under the constant discharge of a 10-watt bulb for a week. The battery with sulfate stop was charged with a 90% recover rate. The untreated battery could not be charged enough to put it back into service.

Freezing is not a problem with a fully charged battery. However if the battery becomes discharged (and the acid in the electrolyte turns into mostly water) the electrolyte will freeze. Freezing can cause a condition called "mossing" which is indicated by small red lines on the battery plates. Freezing can also crack the battery case and buckle the plates permanently damaging the battery. A fully charged battery can be stored at subfreezing temperatures with no damage. As the chart on this page indicates, a fully charged battery will not freeze unless the temperature drops below -75° F. By contrast a discharged (dead) battery will freeze at only 27° F. That's a difference of more than 100 degrees between the low temperatures a charged and discharged battery can withstand.



○ _____

○ _____

○ _____

○ _____

○ _____

○ _____

2024

YUASA  **BATTERY**
POWERSPORTS BATTERY
APPLICATIONS & SPECIFICATIONS



It *starts* with us



2901 Montrose Avenue, Laureldale, PA 19605
866.431.4784 | yuasabattery.com | customerservice@yuasainc.com